

modesign

LISTINO PREZZI | PRICE LIST

GIORNO - DAY

CREDENZE, VETRINE SIDEBOARDS, DISPLAY UNIT

**CREDENZA OPERA, 4 ANTE
H.80
OPERA SIDEBOARD, 4 DOORS
H.80**



FRONTALI IN LEGNO, 4 RIPIANI VETRO,
GAMBE VETRO
WOODEN DOORS, 4 GLASS SHELVES,
GLASS LEGS

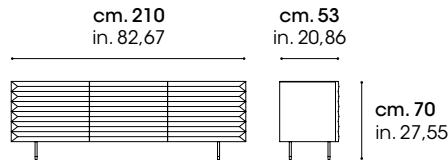
220 X 53 H. 80

	DEG2351K	OPTIONAL		
		TOP CERAMICA CERAMIC TOP	LUCE LED INTERNA INTERNAL LED LIGHT	ACS7012C LUCE LED X BASE LED LIGHT
CANALETTO	4.850	+ 900	+ 450	+ 180
	mc 0,80 – Kg 95			

CANALETTO				

CREDENZE SIDEBOARDS

CREDENZA YORK H.70 YORK SIDEBOARD H.70



SPECIFICARE IL METALLO GAMBE, BRONZO O GRAFITE
TO SPECIFY, BRONZE OR ANTHRACITE METAL FEET

FRONTALI IN LEGNO, 3 RIPIANI VETRO,
GAMBE METALLO

WOODEN DOORS, 3 GLASS SHELVES,
METAL FEETS

210 X 53 H. 70

RIPIANI LEGNO AL POSTO DI VETRO
WOODEN SHELVES INSTEAD OF GLASS SHELVES + 240

DEG2001K

OPTIONAL

CANALETTO

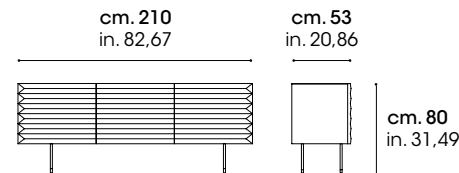
3.800

ACS7001C
LUCE LED CON SENSORI MAGNETICI
LED LIGHT WITH MAGNETIC SENSORS

+ 500

mc 0,80 – Kg 95

CREDENZA YORK H.80 YORK SIDEBOARD H.80



SPECIFICARE IL METALLO GAMBE, BRONZO O GRAFITE
TO SPECIFY, BRONZE OR ANTHRACITE METAL FEET

FRONTALI LEGNO, 3 RIPIANI VETRO
GAMBE METALLO

WOODEN DOORS, 3 GLASS SHELVES,
METAL FEETS

210 X 53 H. 80

RIPIANI LEGNO AL POSTO DI VETRO
WOODEN SHELVES INSTEAD OF GLASS SHELVES + 240

DEG2011K

OPTIONAL

CANALETTO

3.800

ACS7001C
LUCE LED CON SENSORI MAGNETICI
LED LIGHT WITH MAGNETIC SENSORS

+ 500

mc 0,83 – Kg 96

CREDENZA YORK H.70 YORK SIDEBOARD H.70



SPECIFICARE IL METALLO GAMBE, BRONZO O GRAFITE
TO SPECIFY, BRONZE OR ANTHRACITE METAL FEET

FRONTALI IN EFFETTO METALLO
FINITURA BRONZO O GRAFITE,
3 RIPIANI VETRO, GAMBE METALLO

BRONZE OR GRAPHITE METAL EFFECT
FINISH DOORS, 3 GLASS SHELVES,
METAL FEETS

210 X 53 H. 70

RIPIANI LEGNO AL POSTO DI VETRO
WOODEN SHELVES INSTEAD OF GLASS SHELVES + 240

FINITURA BRONZO
DEG2101K

FINITURA GRAFITE
DEG2201K

OPTIONAL

CANALETTO

4.150

4.150

ACS7001C
LUCE LED CON SENSORI MAGNETICI
LED LIGHT WITH MAGNETIC SENSORS

+ 500

mc 0,80 – Kg 95

mc 0,80 – Kg 96

CREDENZA YORK H.80 YORK SIDEBOARD H.80



SPECIFICARE IL METALLO GAMBE, BRONZO O GRAFITE
TO SPECIFY, BRONZE OR ANTHRACITE METAL FEET

FRONTALI IN EFFETTO METALLO
FINITURA BRONZO O GRAFITE,
3 RIPIANI VETRO, GAMBE METALLO

BRONZE OR GRAPHITE METAL EFFECT
FINISH DOORS, 3 GLASS SHELVES,
METAL FEETS

210 X 53 H. 80

RIPIANI LEGNO AL POSTO DI VETRO
WOODEN SHELVES INSTEAD OF GLASS SHELVES + 240

FINITURA BRONZO
DEG2111K

FINITURA GRAFITE
DEG2211K

OPTIONAL

CANALETTO

4.150

4.150

ACS7001C
LUCE LED CON SENSORI MAGNETICI
LED LIGHT WITH MAGNETIC SENSORS

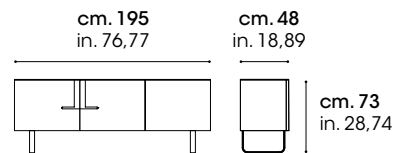
+ 500

mc 0,83 – Kg 95

mc 0,83 – Kg 96

CREDENZE H.73
SIDEBOARDS H.73

CREDENZA BOOK 3 ANTE
BOOK 3-DOORS SIDEBBOARD



SPECIFICARE IL METALLO DEI PIEDI, BRONZO O GRAFITE
TO SPECIFY, BRONZE OR ANTHRACITE METAL FEET

2 ANTE CON MANIGLIA, 1 ANTA LISCIA,
2 RIPIANI VETRO, GAMBE METALLO
2 DOORS WITH HANDLE, 1 SMOOTH DOOR,
2 GLASS SHELVES, METAL LEGS

RIPIANI LEGNO AL POSTO DI VETRO + 240
WOODEN SHELVES INSTEAD OF GLASS SHELVES

195 X 48 H. 73

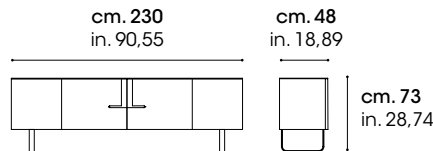
CUG2001K

CANALETTO

3.750

mc 0,65 – Kg 90

CREDENZA BOOK 4 ANTE
BOOK 4-DOORS SIDEBBOARD



SPECIFICARE IL METALLO DEI PIEDI, BRONZO O GRAFITE
TO SPECIFY, BRONZE OR ANTHRACITE METAL FEET

2 ANTE CON MANIGLIA, 2 ANTE LISCE,
3 RIPIANI VETRO, GAMBE METALLO
2 DOORS WITH HANDLE, 2 SMOOTH DOORS,
3 GLASS SHELVES, METAL LEGS

RIPIANI LEGNO AL POSTO DI VETRO + 320
WOODEN SHELVES INSTEAD OF GLASS SHELVES

230 X 48 H. 73

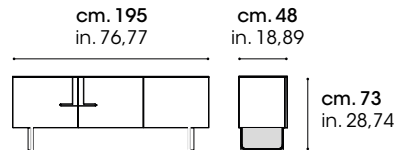
CUG2011K

CANALETTO

4.440

mc 0,75 – Kg 100

CREDENZA BOOK FLUTTUANTE
3 ANTE
BOOK 3-DOORS FLOATING
SIDEBBOARD



2 ANTE CON MANIGLIA, 1 ANTA LISCIA,
2 RIPIANI VETRO, GAMBE VETRO
2 DOORS WITH HANDLE, 1 SMOOTH DOOR,
2 GLASS SHELVES, GLASS LEGS

RIPIANI LEGNO AL POSTO DI VETRO + 240
WOODEN SHELVES INSTEAD OF GLASS SHELVES

195 X 48 H. 73

CUG2041K

OPTIONAL

GAMBE VETRO FUMÉ
SMOKED GLASS LEGS

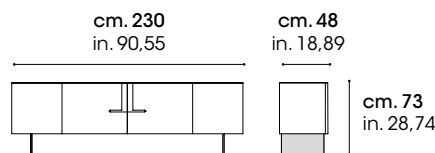
CANALETTO

3.900

+ 300

mc 0,65 – Kg 90

CREDENZA BOOK FLUTTUANTE
4 ANTE
BOOK 4-DOORS FLOATING
SIDEBBOARD



2 ANTE CON MANIGLIA, 2 ANTE LISCE,
3 RIPIANI VETRO, GAMBE VETRO
2 DOORS WITH HANDLE, 2 SMOOTH DOORS,
3 GLASS SHELVES, GLASS LEGS

RIPIANI LEGNO AL POSTO DI VETRO + 320
WOODEN SHELVES INSTEAD OF GLASS SHELVES

230 X 48 H. 73

CUG2051K

OPTIONAL

GAMBE VETRO FUMÉ
SMOKED GLASS LEGS

CANALETTO

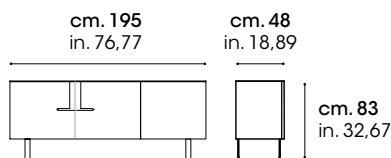
4.550

+ 300

mc 0,75 – Kg 100

CREDENZE H.83 SIDEBOARDS H.83

CREDENZA BOOK 3 ANTE BOOK 3-DOORS SIDEBBOARD



SPECIFICARE IL METALLO DEI PIEDI, BRONZO O GRAFITE
TO SPECIFY, BRONZE OR ANTHRACITE METAL FEET

2 ANTE CON MANIGLIA, 1 ANTA LISCIA,
2 RIPIANI VETRO, GAMBE METALLO
2 DOORS WITH HANDLE, 1 SMOOTH DOOR,
2 GLASS SHELVES, METAL LEGS

RIPIANI LEGNO AL POSTO DI VETRO + 240
WOODEN SHELVES INSTEAD OF GLASS SHELVES

195 X 48 H. 83

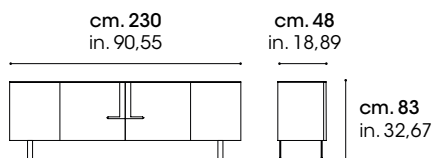
CUG2101K

CANALETTO

4.200

mc 0,65 – Kg 90

CREDENZA BOOK 4 ANTE BOOK 4-DOORS SIDEBBOARD



SPECIFICARE IL METALLO DEI PIEDI, BRONZO O GRAFITE
TO SPECIFY, BRONZE OR ANTHRACITE METAL FEET

2 ANTE CON MANIGLIA, 2 ANTE LISCE,
3 RIPIANI VETRO, GAMBE METALLO
2 DOORS WITH HANDLE, 2 SMOOTH DOORS,
3 GLASS SHELVES, METAL LEGS

RIPIANI LEGNO AL POSTO DI VETRO + 320
WOODEN SHELVES INSTEAD OF GLASS SHELVES

230 X 48 H. 83

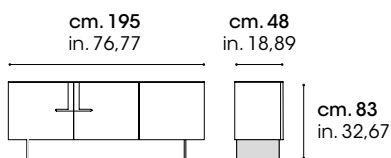
CUG2111K

CANALETTO

4.890

mc 0,75 – Kg 100

CREDENZA BOOK FLUTTUALE 3 ANTE BOOK 3-DOORS FLOATING SIDEBBOARD



2 ANTE CON MANIGLIA, 1 ANTA LISCIA,
2 RIPIANI VETRO, GAMBE VETRO
2 DOORS WITH HANDLE, 1 SMOOTH DOOR,
2 GLASS SHELVES, GLASS LEGS

RIPIANI LEGNO AL POSTO DI VETRO + 240
WOODEN SHELVES INSTEAD OF GLASS SHELVES

195 X 48 H. 83

CUG2141K

OPTIONAL

GAMBE VETRO FUMÉ
SMOKED GLASS LEGS

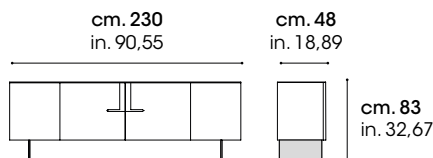
CANALETTO

4.350

+ 300

mc 0,65 – Kg 90

CREDENZA BOOK FLUTTUALE 4 ANTE BOOK 4-DOORS FLOATING SIDEBBOARD



2 ANTE CON MANIGLIA, 2 ANTE LISCE,
3 RIPIANI VETRO, GAMBE VETRO
2 DOORS WITH HANDLE, 2 SMOOTH DOORS,
3 GLASS SHELVES, GLASS LEGS

RIPIANI LEGNO AL POSTO DI VETRO + 320
WOODEN SHELVES INSTEAD OF GLASS SHELVES

230 X 48 H. 83

CUG2151K

OPTIONAL

GAMBE VETRO FUMÉ
SMOKED GLASS LEGS

CANALETTO

5.000

+ 300

mc 0,75 – Kg 100

CREDENZE, VETRINE SIDEBOARDS, DISPLAY UNIT

VETRINA YORK 2 ANTE YORK 2-DOORS DISPLAY UNIT



SPECIFICARE IL METALLO GAMBE, BRONZO O GRAFITE
TO SPECIFY, BRONZE OR ANTHRACITE METAL FEET

2 RIPIANI VETRO, PIEDI METALLO
2 GLASS SHELVES, METAL FEETS

120 X 44 H. 162

	DEG3011K	OPTIONAL	
		VETRO FUME SMOKED GLASS	ACS7002C KIT 2 LUCI LED VERTICALI SUI FIANCHI KIT 2 VERTICAL LED LIGHTS ON SIDES
CANALETTO	3.450	+ 300	+ 370
	mc 0,90 – Kg 70		

VETRINA YORK 3 ANTE YORK 3-DOORS DISPLAY UNIT



SPECIFICARE IL METALLO GAMBE, BRONZO O GRAFITE
TO SPECIFY, BRONZE OR ANTHRACITE METAL FEET

2 RIPIANI VETRO, PIEDI METALLO
2 GLASS SHELVES, METAL FEETS

135 X 44 H. 162

	DEG3001K	OPTIONAL	
		VETRO FUME SMOKED GLASS	ACS7002C KIT 2 LUCI LED VERTICALI SUI FIANCHI KIT 2 VERTICAL LED LIGHTS ON SIDES
CANALETTO	4.450	+ 300	+ 370
	mc 1,35 – Kg 80		

TAVOLI TABLES

TAVOLO HOLE OVALE - piano in legno HOLE OVAL TABLE - wooden top

NEW

cm. 180/300
in. 70,86/118,11



cm. 75
in. 29,52

	PREZZI PRICES	OPTIONAL
DEG4201K cm. 180 x 100 in. 70,86 x 39,37 - Kg. 50 M3 0,28	4.750	-
DEG4211K cm. 200 x 100 in. 78,74 x 39,37 - Kg. 52 M3 0,30	4.800	-
DEG4221K cm. 220 x 100 in. 86,61 x 39,37 - Kg. 54 M3 0,32	4.850	-
DEG4231K cm. 250 x 110 in. 98,42 x 43,30 - Kg. 56 M3 0,34	4.900	-
DEG4241K cm. 300 x 110 in. 118,11 x 43,30 - Kg. 58 M3 0,36	5.450	-

TAVOLO HOLE OVALE - piano in ceramica HOLE OVAL TABLE - ceramic top

NEW

cm. 180/220
in. 70,86/86,61



cm. 75
in. 29,52

	PREZZI PRICES	OPTIONAL
DEG4203K cm. 180 x 100 in. 70,86 x 39,37 - Kg. 50 M3 0,28	4.190	-
DEG4213K cm. 200 x 100 in. 78,74 x 39,37 - Kg. 52 M3 0,30	4.390	-
DEG4223K cm. 220 x 100 in. 86,61 x 39,37 - Kg. 54 M3 0,32	4.590	-
DEG4233K cm. 250 x 110 in. 98,42 x 43,30 - Kg. 56 M3 0,34	4.880	-
DEG4243K cm. 300 x 110 in. 118,11 x 43,30 - Kg. 58 M3 0,36	5.390	-

TAVOLI
TABLESTAVOLO YORK RETTANGOLARE - piano in legno
YORK RECTANGULAR TABLE - wooden top

NEW

cm 180/300
in. 70,86/118,11cm. 75
in. 29,52cm. 100/120
in. 39,37/47,24PREZZI
PRICES

OPTIONAL

DEG4101K

cm. 180 x 100 | in. 70,86 x 39,37 - Kg. 50 M3 0,28

3.800

-

DEG4111K

cm. 200 x 100 | in. 78,74 x 39,37 - Kg. 52 M3 0,30

4.200

-

DEG4121K

cm. 220 x 100 | in. 86,61 x 39,37 - Kg. 54 M3 0,32

4.350

-

DEG4131K

cm. 250 x 110 | in. 98,42 x 43,30 - Kg. 56 M3 0,34

5.100

-

DEG4141K

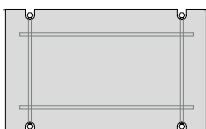
cm. 300 x 110 | in. 118,11 x 43,30 - Kg. 58 M3 0,36

5.450

-

TAVOLO YORK RETTANGOLARE - piano in vetro
YORK RECTANGULAR TABLE - glass top

NEW

cm. 180/300
in. 70,86/118,11cm. 75
in. 29,52cm. 100/120
in. 39,37/47,24PREZZI
PRICES

OPTIONAL

DEG4102K

cm. 180 x 100 | in. 70,86 x 39,37 - Kg. 52 M3 0,28

4.690

-

DEG4112K

cm. 200 x 100 | in. 78,74 x 39,37 - Kg. 54 M3 0,30

4.790

-

DEG4122K

cm. 220 x 100 | in. 86,61 x 39,37 - Kg. 56 M3 0,32

4.990

-

DEG4132K

cm. 250 x 110 | in. 98,42 x 43,30 - Kg. 58 M3 0,34

5.100

-

DEG4142K


cm. 300 x 110 | in. 118,11 x 43,30 - Kg. 60 M3 0,36

5.450

-

TAVOLO YORK RETTANGOLARE - Piano in ceramica
YORK RECTANGULAR TABLE - Ceramic top

NEW

cm. 180/220
in. 70,86/86,61cm. 75
in. 29,52cm. 100/120
in. 39,37/47,24

Ceramica standard

PREZZI
PRICES

OPTIONAL

DEG4103K

cm. 180 x 100 | in. 70,86 x 39,37 - Kg. 60 M3 0,28

5.650

-

DEG4113K

cm. 200 x 100 | in. 78,74 x 39,37 - Kg. 62 M3 0,30

5.680

-

DEG4123K

cm. 220 x 100 | in. 86,61 x 39,37 - Kg. 64 M3 0,32

5.980

-

DEG4133K

cm. 250 x 110 | in. 98,42 x 43,30 - Kg. 66 M3 0,34

6.280

-

DEG4143K

cm. 300 x 110 | in. 118,11 x 43,30 - Kg. 68 M3 0,36

6.580

-

TAVOLI TABLES

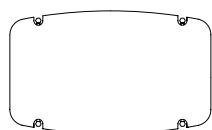
TAVOLO YORK PIANO A BOTTE - piano in legno YORK BARREL TOP TABLE - wooden top

NEW

cm. 180/300
in. 70,86/118,11



cm. 75
in. 29,52



cm. 110/128
in. 43,30/50,39

PREZZI
PRICES

OPTIONAL

DEG4001K

cm. 180 x 104 | in. 70,86 x 40,94 - Kg. 50 M3 0,28

3.800

-

DEG4011K

cm. 200 x 104 | in. 78,74 x 40,94 - Kg. 52 M3 0,30

4.200

-

DEG4021K

cm. 220 x 104 | in. 86,61 x 40,94 - Kg. 54 M3 0,32

4.350

-

DEG4031K

cm. 250 x 110 | in. 98,42 x 43,30 - Kg. 56 M3 0,34

5.100

-

DEG4041K

cm. 300 x 110 | in. 118,11 x 43,30 - Kg. 58 M3 0,36

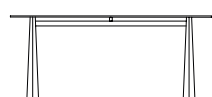
5.450

-

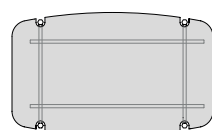
TAVOLO YORK PIANO A BOTTE - piano in vetro YORK BARREL TOP TABLE - glass top

NEW

cm. 180/300
in. 70,86/118,11



cm. 75
in. 29,52



cm. 110/128
in. 43,30/50,39

PREZZI
PRICES

OPTIONAL

DEG4002K

cm. 180 x 104 | in. 70,86 x 40,94 - Kg. 52 M3 0,28

4.690

-

DEG4012K

cm. 200 x 104 | in. 78,74 x 40,94 - Kg. 54 M3 0,30

4.790

-

DEG4022K

cm. 220 x 104 | in. 86,61 x 40,94 - Kg. 56 M3 0,32

4.990

-

DEG4032K

cm. 250 x 110 | in. 98,42 x 43,30 - Kg. 58 M3 0,34

5.100

-

DEG4042K

cm. 300 x 110 | in. 118,11 x 43,30 - Kg. 60 M3 0,36

5.450

-

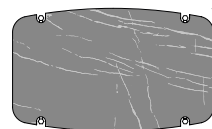
TAVOLO YORK PIANO A BOTTE - Piano in ceramica YORK BARREL TOP TABLE - Ceramic top

NEW

cm. 180/220
in. 70,86/86,61



cm. 75
in. 29,52



cm. 110/128
in. 43,30/50,39

PREZZI
PRICES

DEG4003K

cm. 180 x 104 | in. 70,86 x 43,30 - Kg. 60 M3 0,28

5.650

DEG4013K

cm. 200 x 104 | in. 78,74 x 43,30 - Kg. 62 M3 0,30

5.680

DEG4023K

cm. 220 x 104 | in. 86,61 x 50,39 - Kg. 64 M3 0,32

5.980

DEG4033K

cm. 250 x 110 | in. 98,42 x 43,30 - Kg. 58 M3 0,34

6.280

-

DEG4043K

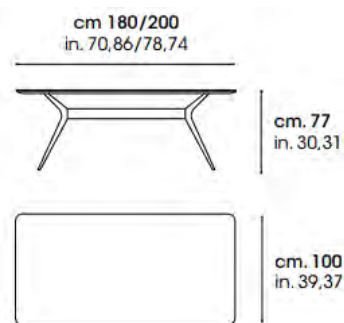
cm. 300 x 110 | in. 118,11 x 43,30 - Kg. 60 M3 0,36

6.580

-

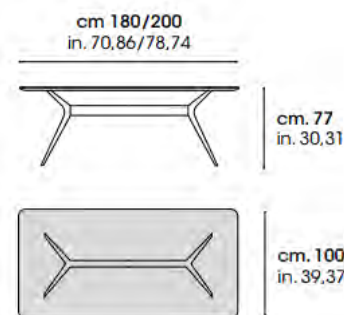
TAVOLI
TABLES

TAVOLO FOSTER RETTANGOLARE - piano in legno
FOSTER RECTANGULAR TABLE - wooden top



	PREZZI PRICES	OPTIONAL
DOG4082K cm. 180 x 100 in. 70,86 x 39,37 - Kg. 50 M3 0,28	3.335	-
DOG4042K cm. 200 x 100 in. 78,74 x 39,37 - Kg. 52 M3 0,30	3.435	-
		-
		-
		-

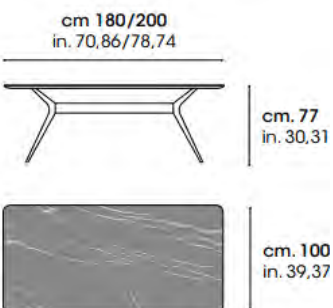
TAVOLO FOSTER RETTANGOLARE - piano in vetro
FOSTER RECTANGULAR TABLE - glass top



	PREZZI PRICES	OPTIONAL
DOG4092K cm. 180 x 100 in. 70,86 x 39,37 - Kg. 52 M3 0,28	3.505	-
DOG4072K cm. 200 x 100 in. 78,74 x 39,37 - Kg. 54 M3 0,30	3.595	-
		-
		-
		-

TAVOLO FOSTER RETTANGOLARE - Piano in ceramica
FOSTER RECTANGULAR TABLE - Ceramic top

NEW

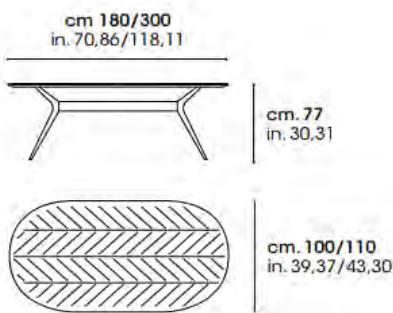


	Ceramica standard	
	PREZZI PRICES	OPTIONAL
DOG4052K cm. 180 x 100 in. 70,86 x 39,37 - Kg. 60 M3 0,28	3.505	-
DOG4022K cm. 200 x 100 in. 78,74 x 39,37 - Kg. 62 M3 0,30	3.595	-
		-
		-
		-

TAVOLI
TABLES

TAVOLO TWIST OVALE - piano in legno
TWIST OVAL TABLE - wooden top

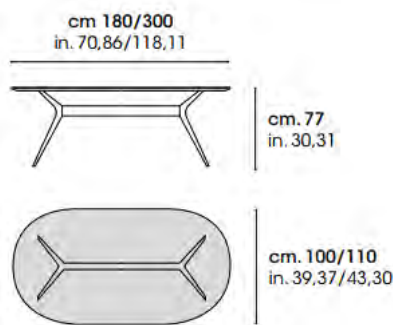
NEW



	PREZZI PRICES	OPTIONAL
DOG4701K cm. 180 x 100 in. 70,86 x 39,37 - Kg. 50 M3 1,58	4.000	-
DOG4711K cm. 200 x 100 in. 78,74 x 39,37 - Kg. 52 M3 1,76	4.125	-
DOG4721K cm. 220 x 100 in. 86,61 x 39,37 - Kg. 60 M3 1,94	4.445	-
DOG4731K cm. 250 x 110 in. 98,42 x 47,24 - Kg. 65 M3 2,12	4.780	-
DOG4741K cm. 300 x 110 in. 118,11 x 47,24 - Kg. 70 M3 2,30	5.340	-

TAVOLO FOSTER OVALE - piano in vetro
FOSTER OVAL TABLE - glass top

NEW

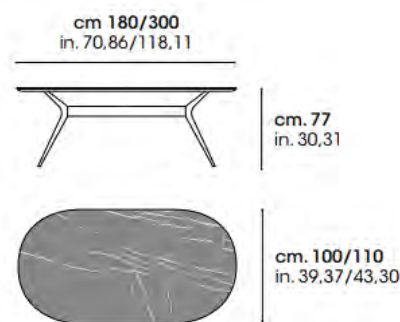


	PREZZI PRICES	OPTIONAL
DOG4702K cm. 180 x 100 in. 70,86 x 39,37 - Kg. 70 M3 1,58	3.505	-
DOG4712K cm. 200 x 100 in. 78,74 x 39,37 - Kg. 77 M3 1,76	3.595	-
DOG4722K cm. 220 x 100 in. 86,61 x 39,37 - Kg. 84 M3 1,94	3.895	-
DOG4732K cm. 250 x 110 in. 98,42 x 47,24 - Kg. 91 M3 2,12	4.185	-
DOG4742K cm. 300 x 110 in. 118,11 x 47,24 - Kg. 98 M3 2,30	4.675	-

TAVOLO FOSTER OVALE - Piano in ceramica
FOSTER OVAL TABLE - Ceramic top

NEW

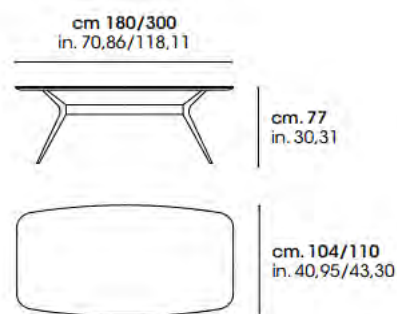
Ceramica standard



	PREZZI PRICES	OPTIONAL
DOG4703K cm. 180 x 100 in. 70,86 x 39,37 - Kg. 70 M3 1,58	3.505	-
DOG4713K cm. 200 x 100 in. 78,74 x 39,37 - Kg. 77 M3 1,76	3.595	-
DOG4723K cm. 220 x 100 in. 86,61 x 39,37 - Kg. 84 M3 1,94	3.895	-
DOG4733K cm. 250 x 110 in. 98,42 x 47,24 - Kg. 91 M3 2,12	4.185	-
DOG4743K cm. 300 x 110 in. 118,11 x 47,24 - Kg. 98 M3 2,30	4.675	-

TAVOLI
TABLESTAVOLO FOSTER A BOTTE - piano in legno
FOSTER BARREL TABLE - wooden top

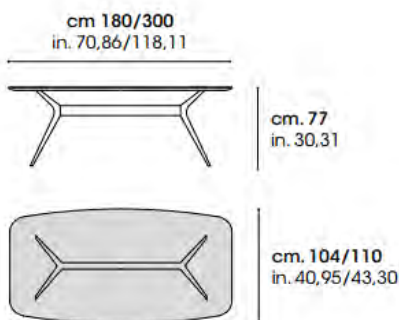
NEW



	PREZZI PRICES	OPTIONAL
DOG4801K cm. 180 x 104 in. 70,86 x 40,94 - Kg. 50 M3 1,58	3.335	-
DOG4811K cm. 200 x 104 in. 78,74 x 40,94 - Kg. 52 M3 1,76	3.435	-
DOG4821K cm. 220 x 104 in. 86,61 x 40,94 - Kg. 60 M3 1,94	3.705	-
DOG4831K cm. 250 x 110 in. 98,42 x 43,30 - Kg. 65 M3 2,12	3.985	-
DOG4841K cm. 300 x 110 in. 118,11 x 43,30 - Kg. 70 M3 2,30	4.450	-

TAVOLO FOSTER A BOTTE - piano in vetro
FOSTER BARREL TABLE - glass top

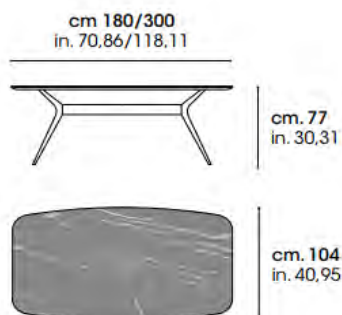
NEW



	PREZZI PRICES	OPTIONAL
DOG4802K cm. 180 x 104 in. 70,86 x 40,94 - Kg. 70 M3 1,58	3.505	-
DOG4812K cm. 200 x 104 in. 78,74 x 40,94 - Kg. 77 M3 1,76	3.595	-
DOG4822K cm. 220 x 104 in. 86,61 x 40,94 - Kg. 84 M3 1,94	3.895	-
DOG4832K cm. 250 x 110 in. 98,42 x 43,30 - Kg. 91 M3 2,12	4.185	-
DOG4842K cm. 300 x 110 in. 118,11 x 43,30 - Kg. 98 M3 2,30	4.675	-

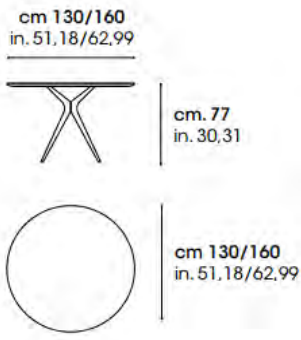
TAVOLO FOSTER A BOTTE - Piano in ceramica
FOSTER BARREL TABLE - Ceramic top

NEW

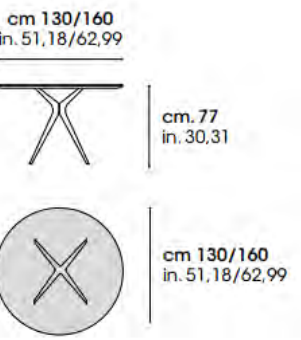


	PREZZI PRICES	OPTIONAL
DOG4803K cm. 180 x 104 in. 70,86 x 40,94 - Kg. 70 M3 1,58	3.505	-
DOG4813K cm. 200 x 104 in. 78,74 x 40,94 - Kg. 77 M3 1,76	3.595	-
DOG4823K cm. 220 x 104 in. 86,61 x 40,94 - Kg. 84 M3 1,94	3.895	-
DOG4833K cm. 250 x 110 in. 98,42 x 43,30 - Kg. 91 M3 2,12	4.185	-
DOG4843K cm. 300 x 110 in. 118,11 x 43,30 - Kg. 98 M3 2,30	4.675	-

TAVOLI
TABLESTAVOLO FOSTER ROTONDO - piano in legno
FOSTER ROUND TABLE - wooden top

		PREZZI PRICES	OPTIONAL
 <p>cm 130/160 in. 51,18/62,99</p> <p>cm. 77 in. 30,31</p> <p>cm 130/160 in. 51,18/62,99</p>	DOG4332K Ø cm. 130 Ø in. 51,18 - Kg. 40 M3 1,48	3.115	-
	DOG4032K Ø cm. 140 Ø in. 55,11 - Kg. 40 M3 1,55	3.355	-
	DOG4062K Ø cm. 150 Ø in. 59,05 - Kg. 45 M3 1,60	3.480	-
	DOG4112K Ø cm. 160 Ø in. 62,99 - Kg. 50 M3 1,70	3.580	-

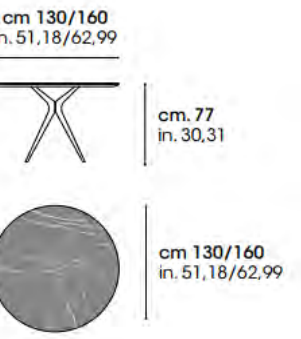
TAVOLO FOSTER ROTONDO - piano in vetro
FOSTER ROUND TABLE - glass top

		PREZZI PRICES	OPTIONAL
 <p>cm 130/160 in. 51,18/62,99</p> <p>cm. 77 in. 30,31</p> <p>cm 130/160 in. 51,18/62,99</p>	DOG4432K Ø cm. 130 Ø in. 51,18 - Kg. 56 M3 1,48	3.350	-
	DOG4232K Ø cm. 140 Ø in. 55,11 - Kg. 62 M3 1,55	3.485	-
	DOG4262K Ø cm. 150 Ø in. 59,05 - Kg. 70 M3 1,60	3.635	-
	DOG4212K Ø cm. 160 Ø in. 62,99 - Kg. 78 M3 1,70	3.795	-

TAVOLO FOSTER ROTONDO - Piano in ceramica
FOSTER ROUND TABLE - Ceramic top

NEW

Ceramica standard

		PREZZI PRICES	OPTIONAL
 <p>cm 130/160 in. 51,18/62,99</p> <p>cm. 77 in. 30,31</p> <p>cm 130/160 in. 51,18/62,99</p>	DOG4532K Ø cm. 130 Ø in. 51,18 - Kg. 56 M3 1,48	3.350	-
	DOG4932K Ø cm. 140 Ø in. 55,11 - Kg. 62 M3 1,55	3.485	-
	DOG4562K Ø cm. 150 Ø in. 59,05 - Kg. 70 M3 1,60	3.635	-
	DOG4912K Ø cm. 160 Ø in. 62,99 - Kg. 78 M3 1,70	3.795	-

SEDIE E COMPLEMENTI CHAIRS AND COMPLEMENTS

SEDIA YORK SEDILE E SCHIENALE IMBOTTITO

YORK CHAIR UPHOLSTERED BACK PANEL AND SEAT

ESSENZA FUSTO CANALETTO
CARCASE IN CANALETTO WALNUT WOOD RANGE



L. 49 P. 54 H. 84

DEG1001K			
CAT. A	CAT. B	CAT. C	T.C.
ECOPELLE/ECONABUK ECOLEATHER/ECONABUK	LINO/VELLUTO/BOUCLE' LINEN/VELVET/BOUCLE'	PELLE LEATHER	TESSUTO CLIENTE CUSTOMER FABRIC
900	970	1.140	855

CANALETTO

mc 0,26 - Kg 15

SEDIE SHANGHAI SEDILE E SCHIENALE IMBOTTITO

SHANGHAI CHAIRS UPHOLSTERED BACK PANEL AND SEAT

CON BRACCIOLI
WITH ARMRESTS



ESSENZA FUSTO CANALETTO
CARCASE IN CANALETTO WALNUT WOOD RANGE

L. 52 P. 49 H. 80

SHG1012K			
CAT. A	CAT. B	CAT. C	T.C.
ECOPELLE/ECONABUK ECOLEATHER/ECONABUK	LINO/VELLUTO/BOUCLE' LINEN/VELVET/BOUCLE'	PELLE LEATHER	TESSUTO CLIENTE CUSTOMER FABRIC
1.145	1.268	1.805	1.077

CANALETTO

L. 53 P. 49 H. 80

SHG1022K			
CAT. A	CAT. B	CAT. C	T.C.
ECOPELLE/ECONABUK ECOLEATHER/ECONABUK	LINO/VELLUTO/BOUCLE' LINEN/VELVET/BOUCLE'	PELLE LEATHER	TESSUTO CLIENTE CUSTOMER FABRIC
1.203	1.327	1.869	1.128

mc 0,25 - Kg 13

METRO' METRÒ

SGABELLO
STOOL

PANCHETTA
BENCH



60 X 40 H. 47

CML2011K			
CAT. A	CAT. B	CAT. C	T.C.
ECOPELLE/ECONABUK ECOLEATHER/ECONABUK	LINO/VELLUTO/BOUCLE' LINEN/VELVET/BOUCLE'	PELLE LEATHER	TESSUTO CLIENTE CUSTOMER FABRIC
845	868	1.079	799

RIVESTIMENTO

130 X 40 H. 47

CML2021K			
CAT. A	CAT. B	CAT. C	T.C.
ECOPELLE/ECONABUK ECOLEATHER/ECONABUK	LINO/VELLUTO/BOUCLE' LINEN/VELVET/BOUCLE'	PELLE LEATHER	TESSUTO CLIENTE CUSTOMER FABRIC
1.060	1.107	1.550	967

CONSOLE E SPECCHIERE
CONSOLE AND MIRRORS

CONSOLE YORK, PIANO VETRO
YORK CONSOLE, GLASS TOP



SPECIFICARE IL METALLO DEI CILINDRI DI GIUNZIONE, BRONZO O GRAFITE
TO SPECIFY, BRONZE OR GRAPHITE METAL JOINT CYLINDERS

NON AUTOPORTANTE, NECESSARIO FISSAGGIO A MURO
NOT SELF SUPPORTING, WALL MOUNTING NECESSARY

	130 X 40 H. 75	160 X 40 H. 75	200 X 40 H. 75	240 X 40 H. 75	OPTIONAL
	DEG5801K	DEG5811K	DEG5821K	DEG5831K	
CANALETTO	2.150	2.420	2.570	2.795	+ 200
	mc 0,24 – Kg 45	mc 0,25 – Kg 46	mc 0,27 – Kg 49	mc 0,30 – Kg 53	

PIANO VETRO FUMÉ
SMOKED GLASS TOP

CONSOLE YORK, PIANO CERAMICA 12 mm
YORK CONSOLE, CERAMIC TOP



SPECIFICARE IL METALLO DEI CILINDRI DI GIUNZIONE, BRONZO O GRAFITE
TO SPECIFY, BRONZE OR GRAPHITE METAL JOINT CYLINDERS

SPECIFICARE IL MARMO, CARRARA O SAHARA NOIRE
TO SPECIFY, CARRARA OR SAHARA NOIRE MARBLE

NON AUTOPORTANTE, NECESSARIO FISSAGGIO A MURO
NOT SELF SUPPORTING, WALL MOUNTING NECESSARY

	130 X 40 H. 75	160 X 40 H. 75	200 X 40 H. 75	240 X 40 H. 75	
	DEG5901K	DEG5911K	DEG5921K	DEG5931K	
CANALETTO	2.260	2.842	3.128	3.750	
	mc 0,24 – Kg 55	mc 0,25 – Kg 56	mc 0,27 – Kg 59	mc 0,30 – Kg 63	

CONSOLE YORK, PIANO LEGNO
YORK CONSOLE, WOODEN TOP



SPECIFICARE IL METALLO DEI CILINDRI DI GIUNZIONE, BRONZO O GRAFITE
TO SPECIFY, BRONZE OR GRAPHITE METAL JOINT CYLINDERS

SPECIFICARE IL MARMO, CARRARA O SAHARA NOIRE
TO SPECIFY, CARRARA OR SAHARA NOIRE MARBLE

NON AUTOPORTANTE, NECESSARIO FISSAGGIO A MURO
NOT SELF SUPPORTING, WALL MOUNTING NECESSARY

	130 X 40 H. 75	160 X 40 H. 75	200 X 40 H. 75	240 X 40 H. 75	
	DEG5701K	DEG5711K	DEG5721K	DEG5731K	
CANALETTO	1.950	2.210	2.350	2.680	
	mc 0,24 – Kg 55	mc 0,25 – Kg 56	mc 0,27 – Kg 59	mc 0,30 – Kg 63	

SPECCHIERA BRERA
BRERA MIRROR



SPECIFICARE IL METALLO, BRONZO O GRAFITE
TO SPECIFY, BRONZE OR GRAPHITE METAL

STRUTTURA IN METALLO, SPECCHIO ARGENTO E FUMÉ
METAL FRAME SILVER AND SMOKED MIRROR
POSIZIONABILE COME IMMAGINE
POSITIONED AS PICTURE

	Ø 100 P. 7,5	Ø 120 P. 7,5		
	FBN9011K	FBN9001K		
METALLO	1.250	1.450		
	mc 0,09 – Kg 25	mc 0,13 – Kg 30		

TAVOLINI E SPECCHIERE COFFEE TABLES AND MIRRORS

TAVOLINI YORK YORK COFFEE TABLES



GAMBE VETRO TRASPARENTE
TRANSPARENT GLASS FEETS

	DEG4550K	OPTIONAL	DEG4560K	OPTIONAL
		GAMBE VETRO FUME' SMOKED GLASS FEETS		GAMBE VETRO FUME' SMOKED GLASS FEETS
CANALETTO	1.200	+ 250	1.450	+ 350
	mc 0,18 – Kg 30		mc 0,45 – Kg 40	

TAVOLINO A TU PER TU A TU PER TU COFFEE TABLE



160 X 60 H.26

	DEG4570K			
CANALETTO	2.190			
	mc 0,69 – Kg 30			

SPECCHIERE YORK YORK MIRRORS



POSIZIONABILI A 360°
ADJUSTABLE 360°

	48x50 SP.3,5 DEN9001K	67x69 SP.3,5 DEN9011K	115x120 SP.3,5 DEN9021K	55x200 SP.3,5 DEN9041K
	PICCOLA SMALL	MEDIA MEDIUM	GRANDE LARGE	
CANALETTO	995	1.280	1.500	2.380
	mc 0,01 – Kg 10	mc 0,02 – Kg 20	mc 0,03 – Kg 25	mc 0,04 – Kg 30

SPECCHIERE DORIAN GRAY DORIAN GRAY MIRRORS



	Ø 45 DEN9101K	Ø 60 DEN9111K	Ø 90 DEN9121K	Ø 120 DEN9131K	OPTIONAL
					LUCE LED LED LIGHT
					ACS7118C ACS7119C Ø 45/60 Ø 90/120
METALLO (LAVA o RAME)	780	860	1.035	1.265	+ 200 + 250
	mc 0,02 – Kg 8	mc 0,03 – Kg 13	mc 0,07 – Kg 24	mc 0,13 – Kg 39	

NOTTE - NIGHT

LETTO BOOK FLUTTUANTE BOOK FLOATING BED

MISURE RETI DISPONIBILI - DIM. OF AVAILABLE BED BASES

SMALL

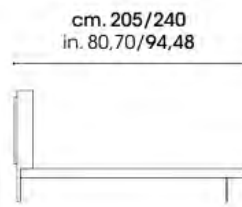
European size cm. 160 x 200 | in. 63,00 x 78,74
Queen size cm. 155 x 205 | in. 61,02 x 80,70

MEDIUM

European special size cm. 180 x 200 | in. 70,86 x 78,74
California special size cm. 185 x 215 | in. 72,83 x 84,64
California size cm. 185 x 205 | in. 72,83 x 80,70

LARGE

King size cm. 195 x 205 | in. 76,77 x 80,70
King special size cm. 195 x 215 | in. 76,77 x 84,64
King over size cm. 200 x 200 | in. 78,74 x 78,74



LED VERTICALI INCLUSI NEL PREZZO
VERTICAL LED INCLUDED

OPTIONAL
CONTENITORE FLUTTUANTE
FLOATING STORAGE BOX

SMALL

CUN5501K

cm. L. 296 P. 205 | in. W. 116,53 D. 80,70 - Kg. 99 M³ 0,50
PER RETE - FOR BED BASE: European size **160 x 200** | in. 63,00 x 78,74

2.990

ACS5101K SPAZIO UTILE
Kg. 30 M 0,20³ **1.990** 124x183 h.16

CUN5511K

cm. L. 291 P. 210 | in. W. 114,56 D. 82,67 - Kg. 99 M³ 0,50
PER RETE - FOR BED BASE: Queen size **155 x 205** | in. 61,02 x 80,70

2.990

MEDIUM

CUN5502K

cm. L. 316 P. 205 | in. W. 124,40 D. 80,70 - Kg. 105 M³ 0,60
PER RETE - FOR BED BASE: European special size **180 x 200** | in. 70,86 x 78,74

3.130

ACS5102K
Kg. 40 M 0,22³ **2.105**

CUN5512K

cm. L. 321 P. 240 | in. W. 126,37 D. 94,48 - Kg. 110 M³ 0,65
PER RETE - FOR BED BASE: California special size **185 x 215** | in. 72,83 x 84,64

3.130

CUN5522K

cm. L. 321 P. 230 | in. W. 126,37 D. 90,55 - Kg. 108 M³ 0,60
PER RETE - FOR BED BASE: California size **185 x 205** | in. 70,86 x 80,70

3.130

LARGE

CUN5503K

cm. L. 331 P. 230 | in. W. 130,31 D. 90,55 - Kg. 112 M³ 0,67
PER RETE - FOR BED BASE: King size **195 x 205** | in. 76,77 x 80,70

3.230

CUN5513K

cm. L. 331 P. 240 | in. W. 130,31 D. 94,48 - Kg. 115 M³ 0,70
PER RETE - FOR BED BASE: King special size **195 x 215** | in. 76,77 x 84,64

3.230

CUN5523K


cm. L. 336 P. 225 | in. W. 132,28 D. 88,58 - Kg. 120 M³ 0,75
PER RETE - FOR BED BASE: King over size **200 x 200** | in. 78,74 x 78,74

3.230

ACCESSORI LETTO - BED ACCESSORIES

ACS7107C (sx/lh) - ACS7117C (dx/rh)

Comodino sospeso 1 cassetto - Hanging night stand 1 drawer
cm. L. 50 P. 35 H. 13 | in. W. 19,68 D. 13,77 H. 5,11 - Kg. ??? M³ ???



SX/LH



DX/RH

675

OPTIONAL TOP CERAMICA optional ceramic top

250

ACS7006C

Ripiano vetro - Glass shelf
cm. L. 56 P. 26 | in. W. 22,04 D. 10,23 - Kg. ??? M³ ???

260

LED LIGHTS

ACS7010C

Kit pulsanti accensione / spegimento - on/off switch button kit

195

ACS7004C

Led x gamba vetro - led for glass leg

210

ACS7005C

Led perimetro testiera - perimeter headboard led

450

ACS7011C

Led x giroletto contenitore - led for storage box

380

LETTO BOOK FLUTTUANTE BOOK FLOATING BED

MISURE RETI DISPONIBILI - DIM. OF AVAILABLE BED BASES

SMALL

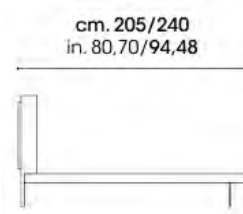
European size cm. 160 x 200 | in. 63,00 x 78,74
Queen size cm. 155 x 205 | in. 61,02 x 80,70

MEDIUM

European special size cm. 180 x 200 | in. 70,86 x 78,74
California special size cm. 185 x 215 | in. 72,83 x 84,64
California size cm. 185 x 205 | in. 72,83 x 80,70

LARGE

King size cm. 195 x 205 | in. 76,77 x 80,70
King special size cm. 195 x 215 | in. 76,77 x 84,64
King over size cm. 200 x 200 | in. 78,74 x 78,74



LED VERTICALI INCLUSI NEL PREZZO
VERTICAL LED INCLUDED

CAT. A	CAT. B	CAT. C	OPTIONAL
ECOPELLE/ECONABUK ECOLEATHER/ECONABUK	LINO/VELLUTO/BOUCLE' LINEN/VELVET/BOUCLE'	PELLE LEATHER	CONTENITORE FLUTTUANTE FLOATING STORAGE BOX

SMALL

CUN5601K

cm. L. 294 P. 220 | in. W. 115,74 D. 84,64 - Kg. 99 M³ 0,50
PER RETE - FOR BED BASE: European size **cm. 160 x 200** | in. 63,00 x 78,74

3.490

3.640

4.040

ACS5101K

Kg. 30 M³ 0,20 **1.990** SPAZIO UTILE
124x183 h.16

CUN5611K

cm. L. 289 P. 220 | in. W. 113,78 D. 86,61 - Kg. 99 M³ 0,50
PER RETE - FOR BED BASE: Queen size **cm. 155 x 205** | in. 61,02 x 80,70

3.490

3.640

4.040

-

MEDIUM

CUN5602K

cm. L. 314 P. 215 | in. W. 124,40 D. 80,70 - Kg. 105 M³ 0,60
PER RETE - FOR BED BASE: European special size **cm. 180 x 200** | in. 70,86 x 78,74

3.630

3.690

4.090

ACS5102K

Kg. 40 M³ 0,22 **2.105**

CUN5612K

cm. L. 319 P. 230 | in. W. 125,59 D. 90,55 - Kg. 110 M³ 0,65
PER RETE - FOR BED BASE: California special size **cm. 185 x 215** | in. 72,83 x 84,64

3.630

3.690

4.090

-

CUN5622K

cm. L. 319 P. 220 | in. W. 125,59 D. 86,61 - Kg. 108 M³ 0,60
PER RETE - FOR BED BASE: California size **cm. 185 x 205** | in. 70,86 x 80,70

3.630

3.690

4.090

-

LARGE

CUN5603K

cm. L. 329 P. 220 | in. W. 129,52 D. 86,61 - Kg. 112 M³ 0,67
PER RETE - FOR BED BASE: King size **cm. 195 x 205** | in. 76,77 x 80,70

3.730

3.890

4.290

-

CUN5613K

cm. L. 329 P. 230 | in. W. 129,52 D. 90,55 - Kg. 115 M³ 0,70
PER RETE - FOR BED BASE: King special size **cm. 195 x 215** | in. 76,77 x 84,64

3.730

3.890

4.290

-

CUN5623K

cm. L. 334 P. 235 | in. W. 131,49 D. 92,51 - Kg. 120 M³ 0,75
PER RETE - FOR BED BASE: King over size **cm. 200 x 200** | in. 78,74 x 78,74

3.730

3.890


4.290

-

ACCESSORI LETTO - BED ACCESSORIES

ACS7107C (sx/lh) - ACS7117C (dx/lh)

Comodino sospeso 1 cassetto - Hanging night stand 1 drawer
cm. L. 50 P. 35 H. 13 | in. W. 19,68 D. 13,77 H. 5,11 - Kg. ??? M³ ???



SX/LH



DX/RH

675

ACS7207C OPTIONAL TOP CERAMICA optional ceramic top

250

ACS7206C

Ripiano vetro - Glass shelf
cm. L. 56 P. 26 | in. W. 22,04 D. 10,23 - Kg. ??? M³ ???

260

LED LIGHTS

ACS7010C

Kit pulsanti accensione / spegnimento - on/off switch button kit

195

ACS7004C

Led x gamba vetro - led for glass leg

210

ACS7005C

Led perimetro testiera - perimeter headboard led

450

ACS7011C

Led x giroletto contenitore - led for storage box

380

LETTO YORK FLUTTUANTE YORK FLOATING BED

MISURE RETI DISPONIBILI - DIM. OF AVAILABLE BED BASES

SMALL

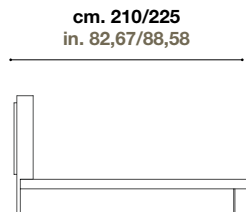
European size cm. 160 x 200 | in. 63,00 x 78,74
Queen size cm. 155 x 205 | in. 61,02 x 80,70

MEDIUM

European special size cm. 180 x 200 | in. 70,86 x 78,74
California special size cm. 185 x 215 | in. 72,83 x 84,64
California size cm. 185 x 205 | in. 72,83 x 80,70

LARGE

King size cm. 195 x 205 | in. 76,77 x 80,70
King special size cm. 195 x 215 | in. 76,77 x 84,64
King over size cm. 200 x 200 | in. 78,74 x 78,74



CAT. A	CAT. B	CAT. C	OPTIONAL
ECOPELLE/ECONABUK ECOLEATHER/ECONABUK	LINO/VELLUTO/BOUCLE' LINEN/VELVET/BOUCLE'	PELLE LEATHER	CONTENITORE IN METALLO METAL BOX STORAGE

SMALL

DEN5301K

cm. L. 290 P. 210 | in. W. 114,17 D. 82,67 - Kg. 99 M³ 0,50
PER RETE - FOR BED BASE: European size **cm. 160 x 200** | in. 63,00 x 78,74

2.950

3.100

3.600

ACS5101K
Kg. 30 M³ 0,20

1.990

SPAZIO UTILE
124x183 h.16

DEN5311K

cm. L. 285 P. 215 | in. W. 112,20 D. 84,64 - Kg. 99 M³ 0,50
PER RETE - FOR BED BASE: Queen size **cm. 155 x 205** | in. 61,02 x 80,70

2.950

3.100

3.600

-

MEDIUM

DEN5302K

cm. L. 310 P. 210 | in. W. 122,04 D. 82,67 - Kg. 105 M³ 0,60
PER RETE - FOR BED BASE: European special size **cm. 180 x 200** | in. 70,86 x 78,74

3.250

3.410

3.960

ACS5102K
Kg. 40 M³ 0,22

2.105

DEN5312K

cm. L. 315 P. 225 | in. W. 124,01 D. 88,58 - Kg. 110 M³ 0,65
PER RETE - FOR BED BASE: California special size **cm. 185 x 215** | in. 72,83 x 84,64

3.250

3.410

3.960

-

DEN5322K

cm. L. 315 P. 215 | in. W. 124,01 D. 84,64 - Kg. 108 M³ 0,60
PER RETE - FOR BED BASE: California size **cm. 185 x 205** | in. 70,86 x 80,70

3.250

3.410

3.960

-

LARGE

DEN5303K

cm. L. 325 P. 225 | in. W. 127,95 D. 88,58 - Kg. 112 M³ 0,67
PER RETE - FOR BED BASE: King size **cm. 195 x 205** | in. 76,77 x 80,70

3.450

3.610

4.160

-

DEN5313K

cm. L. 325 P. 215 | in. W. 127,95 D. 84,64 - Kg. 115 M³ 0,70
PER RETE - FOR BED BASE: King special size **cm. 195 x 215** | in. 76,77 x 84,64

3.450

3.610

4.160

-

DEN5323K

cm. L. 330 P. 210 | in. W. 129,92 D. 82,67 - Kg. 120 M³ 0,75
PER RETE - FOR BED BASE: King over size **cm. 200 x 200** | in. 78,74 x 78,74

3.450

3.610

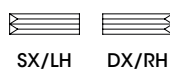
4.160

-

ACCESSORI LETTO - BED ACCESSORIES

ACS7007C (sx/lh) - ACS7017C (dx/rh)

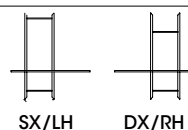
Comodino sospeso 1 cassetto - Hanging night stand 1 drawer
cm. L. 50 P. 32,5 H. 15 | in. W. 19,68 D. 12,79 H. 5,90 - Kg. ??? M³ ???,??



900

ACS7008C (sx/lh) - ACS7018C (dx/rh)

porta oggetti con ripiani in vetro - Object holder with glass shelf
cm. L. 56 P. 26 H. 61,5 | in. W. 22,04 D. 10,23 H. 24,21 - Kg. ??? M³ ???,??



500

ACS7006C

Ripiano vetro - Glass Shelf
cm. L. 56 P. 26 | in. W. 22,04 D. 10,23 - Kg. ??? M³ ???,??



250

LED LIGHTS

ACS7005C

Led perimetro testiera - perimeter headboard led

450

ACS7004C

Led x gamba vetro - led for glass leg

210

ACS7010C

Kit pulsanti accensione / spegnimento - on/off switch button kit

195

ACS7011C

Led x giroletto contenitore - led for storage box

380

LETTO YORK SOFT YORK SOFT BED



cm. 210/225
in. 82,67/88,58



MISURE RETI DISPONIBILI - DIM. OF AVAILABLE BED BASES

SMALL

European size cm. 160 x 200 | in. 63,00 x 78,74
Queen size cm. 155 x 205 | in. 61,02 x 80,70

MEDIUM

European special size cm. 180 x 200 | in. 70,86 x 78,74
California special size cm. 185 x 215 | in. 72,83 x 84,64
California size cm. 185 x 205 | in. 72,83 x 80,70

LARGE

King size cm. 195 x 205 | in. 76,77 x 80,70
King special size cm. 195 x 215 | in. 76,77 x 84,64
King over size cm. 200 x 200 | in. 78,74 x 78,74

CAT. A ECOPELLE/ECONABUK ECOLEATHER/ECONABUK	CAT. B LINO/VELLUTO/BOUCLE LINEN/VELVET/BOUCLE	CAT. C PELLE LEATHER	OPTIONAL CONTENITORE IN METALLO METAL BOX STORAGE
--	--	----------------------------	---

SMALL

DEN5401K

cm. L. 290 P. 210 | in. W. 114,17 D. 82,67 - Kg. 99 M³ 0,50
PER RETE - FOR BED BASE: European size **160 x 200** | in. 63,00 x 78,74

3.200

3.250

3.750

ACS5101K

Kg. 30 M³ 0,20 **1.990** SPAZIO UTILE
124x183 h.16

DEN5411K

cm. L. 285 P. 215 | in. W. 112,20 D. 84,64 - Kg. 99 M³ 0,50
PER RETE - FOR BED BASE: Queen size **155 x 205** | in. 61,02 x 80,70

3.200

3.250

3.750

-

MEDIUM

DEN5402K

cm. L. 310 P. 210 | in. W. 122,04 D. 82,67 - Kg. 105 M³ 0,60
PER RETE - FOR BED BASE: European special size **180 x 200** | in. 70,86 x 78,74

3.520

3.575

4.125

ACS5102K

Kg. 40 M³ 0,22 **2.105**

DEN5412K

cm. L. 315 P. 225 | in. W. 124,01 D. 88,58 - Kg. 110 M³ 0,65
PER RETE - FOR BED BASE: California special size **185 x 215** | in. 72,83 x 84,64

3.520

3.575

4.125

-

DEN5422K

cm. L. 315 P. 215 | in. W. 124,01 D. 84,64 - Kg. 108 M³ 0,60
PER RETE - FOR BED BASE: California size **185 x 205** | in. 70,86 x 80,70

3.520

3.575

4.125

-

LARGE

DEN5403K

cm. L. 325 P. 225 | in. W. 127,95 D. 88,58 - Kg. 112 M³ 0,67
PER RETE - FOR BED BASE: King size **195 x 205** | in. 76,77 x 80,70

3.620

3.675

4.325

-

DEN5413K

cm. L. 325 P. 215 | in. W. 127,95 D. 84,64 - Kg. 115 M³ 0,70
PER RETE - FOR BED BASE: King special size **195 x 215** | in. 76,77 x 84,64

3.620

3.675

4.325

-

DEN5423K

cm. L. 330 P. 210 | in. W. 129,92 D. 82,67 - Kg. 120 M³ 0,75
PER RETE - FOR BED BASE: King over size **200 x 200** | in. 78,74 x 78,74

3.620

3.675

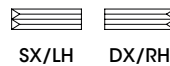
4.325

-

ACCESSORI LETTO - BED ACCESSORIES

ACS7007C (sx/lh) - ACS7017C (dx/rh)

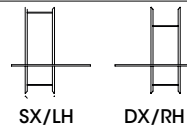
Comodino sospeso 1 cassetto - Hanging night stand 1 drawer
cm. L. 50 P. 32,5 H. 15 | in. W. 19,68 D. 12,79 H. 5,90 - Kg. ??? M³ ???,??



900

ACS7008C (sx/lh) - ACS7018C (dx/rh)

porta oggetti con ripiani in vetro - Object holder with glass shelf
cm. L. 56 P. 26 H. 61,5 | in. W. 22,04 D. 10,23 H. 24,21 - Kg. ??? M³ ???,??



500

ACS7006C

Ripiano vetro - Glass Shelf
cm. L. 56 P. 26 | in. W. 22,04 D. 10,23 - Kg. ??? M³ ???,??



250

LED LIGHTS

ACS7005C

Led perimetro testiera - perimeter headboard led

450

ACS7004C

Led x gamba vetro - led for glass leg

210

ACS7010C

Kit pulsanti accensione / spegnimento - on/off switch button kit

195

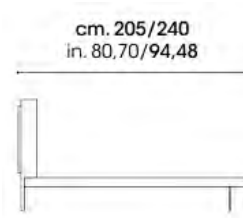
ACS7011C

Led x giroletto contenitore - led for storage box

380

LETTO MILA' FLUTTUANTE MILA' FLOATING BED

MISURE RETI DISPONIBILI - DIM. OF AVAILABLE BED BASES



SMALL

European size cm. 160 x 200 | in. 63,00 x 78,74
Queen size cm. 155 x 205 | in. 61,02 x 80,70

MEDIUM

European special size cm. 180 x 200 | in. 70,86 x 78,74
California special size cm. 185 x 215 | in. 72,83 x 84,64
California size cm. 185 x 205 | in. 72,83 x 80,70

LARGE

King size cm. 195 x 205 | in. 76,77 x 80,70
King special size cm. 195 x 215 | in. 76,77 x 84,64
King over size cm. 200 x 200 | in. 78,74 x 78,74

CAT. A ECOPELLE/ECONABUK ECOLEATHER/ECONABUK	CAT. B LINO/VELLUTO/BOUCLE' LINEN/VELVET/BOUCLE'	CAT. C PELLE LEATHER	OPTIONAL CONTENITORE FLUTTUANTE FLOATING STORAGE BOX
--	--	----------------------------	--

SMALL

CUN5701K

cm. L. 193 P. 205 | in. W. 75,98 D. 80,70 - Kg. 99 M³ 0,50
PER RETE - FOR BED BASE: European size **cm. 160 x 200** | in. 63,00 x 78,74

2.850

3.000

3.400

ACS5101K

Kg. 30 M³ 0,20 **1.990** SPAZIO UTILE
124x183 h.16

CUN5711K

cm. L. 188 P. 210 | in. W. 74,01 D. 82,67 - Kg. 99 M³ 0,50
PER RETE - FOR BED BASE: Queen size **cm. 155 x 205** | in. 61,02 x 80,70

2.850

3.000

3.400

-

MEDIUM

CUN5702K

cm. L. 213 P. 205 | in. W. 83,85 D. 80,70 - Kg. 105 M³ 0,60
PER RETE - FOR BED BASE: European special size **cm. 180 x 200** | in. 70,86 x 78,74

2.990

3.050

3.450

ACS5102K

Kg. 40 M³ 0,22 **2.105**

CUN5712K

cm. L. 218 P. 240 | in. W. 85,82 D. 94,48 - Kg. 110 M³ 0,65
PER RETE - FOR BED BASE: California special size **cm. 185 x 215** | in. 72,83 x 84,64

2.990

3.050

3.450

-

CUN5722K

cm. L. 218 P. 230 | in. W. 85,82 D. 90,55 - Kg. 108 M³ 0,60
PER RETE - FOR BED BASE: California size **cm. 185 x 205** | in. 70,86 x 80,70

2.990

3.050

3.450

-

LARGE

CUN5703K

cm. L. 228 P. 230 | in. W. 89,76 D. 90,55 - Kg. 112 M³ 0,67
PER RETE - FOR BED BASE: King size **cm. 195 x 205** | in. 76,77 x 80,70

3.090

3.250

3.650

-

CUN5713K

cm. L. 228 P. 240 | in. W. 89,76 D. 94,48 - Kg. 115 M³ 0,70
PER RETE - FOR BED BASE: King special size **cm. 195 x 215** | in. 76,77 x 84,64

3.090

3.250

3.650

-

CUN5723K

cm. L. 233 P. 225 | in. W. 91,73 D. 88,58 - Kg. 120 M³ 0,75
PER RETE - FOR BED BASE: King over size **cm. 200 x 200** | in. 78,74 x 78,74

3.090

3.250

3.650

-

LED LIGHTS

ACS7004C

Led x gamba vetro - led for glass leg

210

ACS7011C

Led x giroletto contenitore - led for storage box

380

ACS7010C

Kit pulsanti accensione / spegnimento - on/off switch button kit

195

LETTO ALBA FLUTTUANTE ALBA FLOATING BED

MISURE RETI DISPONIBILI - DIM. OF AVAILABLE BED BASES

SMALL

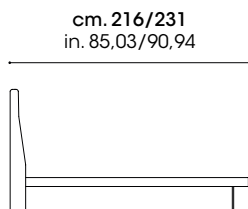
European size cm. 160 x 200 | in. 63,00 x 78,74
Queen size cm. 155 x 205 | in. 61,02 x 80,70

MEDIUM

European special size cm. 180 x 200 | in. 70,86 x 78,74
California special size cm. 185 x 215 | in. 72,83 x 84,64
California size cm. 185 x 205 | in. 72,83 x 80,70

LARGE

King size cm. 195 x 205 | in. 76,77 x 80,70
King special size cm. 195 x 215 | in. 76,77 x 84,64
King over size cm. 200 x 200 | in. 78,74 x 78,74



CAT. A ECOPELLE/ECONABUK ECOLEATHER/ECONABUK	CAT. B LINO/VELLUTO/BOUCLE' LINEN/VELVET/BOUCLE'	CAT. C PELLE LEATHER	OPTIONAL
--	--	----------------------------	----------

SMALL

DEN5101K

cm. L. 170 P. 216 | in. W. 66,92 D. 85,03 - Kg. 75 M³ 0,90
PER RETE - FOR BED BASE: European size **160 x 200** | in. 63,00 x 78,74

3.350

3.600

4.990

-

DEN5111K

cm. L. 165 P. 221 | in. W. 64,96 D. 87,00 - Kg. 75 M³ 0,90
PER RETE - FOR BED BASE: Queen size **155 x 205** | in. 61,02 x 80,70

3.350

3.600

4.990

-

MEDIUM

DEN5102K

cm. L. 190 P. 216 | in. W. 74,80 D. 85,03 - Kg. 80 M³ 1,00
PER RETE - FOR BED BASE: European special size **180 x 200** | in. 70,86 x 78,74

3.685

3.960

5.490

-

DEN5112K

cm. L. 195 P. 231 | in. W. 76,77 D. 90,94 - Kg. 85 M³ 1,10
PER RETE - FOR BED BASE: California special size **185 x 215** | in. 72,83 x 84,64

3.685

3.960

5.490

-

DEN5122K

cm. L. 195 P. 221 | in. W. 76,77 D. 87,00 - Kg. 81 M³ 1,00
PER RETE - FOR BED BASE: California size **185 x 205** | in. 70,86 x 80,70

3.685

3.960

5.490

-

LARGE

DEN5103K

cm. L. 205 P. 221 | in. W. 80,70 D. 87,00 - Kg. 90 M³ 1,40
PER RETE - FOR BED BASE: King size **195 x 205** | in. 76,77 x 80,70

3.885

4.160

5.690

-

DEN5113K

cm. L. 205 P. 231 | in. W. 80,70 D. 90,94 - Kg. 93 M³ 1,45
PER RETE - FOR BED BASE: King special size **195 x 215** | in. 76,77 x 84,64

3.885

4.160

5.690

-

DEN5123K

cm. L. 210 P. 216 | in. W. 82,67 D. 85,03 - Kg. 100 M³ 1,50
PER RETE - FOR BED BASE: King over size **200 x 200** | in. 78,74 x 78,74

3.885

4.160

5.690

-

LETTO ALBA FLUTTUANTE CON GIROLETTO IMBOTTITO ALBA FLOATING BED WITH PADDED SURROUND

MISURE RETI DISPONIBILI - DIM. OF AVAILABLE BED BASES

SMALL

European size cm. 160 x 200 | in. 63,00 x 78,74
Queen size cm. 155 x 205 | in. 61,02 x 80,70

MEDIUM


European special size cm. 180 x 200 | in. 70,86 x 78,74
California special size cm. 185 x 215 | in. 72,83 x 84,64
California size cm. 185 x 205 | in. 72,83 x 80,70

LARGE

King size cm. 195 x 205 |
King special size cm. 195 x 215 | in. 76,77 x 84,64
King over size cm. 200 x 200 | in. 78,74 x 78,74



cm. 216/231
in. 85,03/90,94



CAT. A ECOPELLE/ECONABUK ECOLEATHER/ECONABUK	CAT. B LINO/VELLUTO/BOUCLE LINEN/VELVET/BOUCLE	CAT. C PELLE LEATHER	OPTIONAL CONTENTORE A TERRA BOX STORAGE
--	--	----------------------------	---

SMALL

DEN5131K

cm. L. 170 P. 216 | in. W. 66,92 D. 85,03 - Kg. 85 M³ 0,95
PER RETE - FOR BED BASE: European size **160 x 200** | in. 63,00 x 78,74

3.950

4.200

5.650

680

DEN5141K

cm. L. 165 P. 221 | in. W. 64,96 D. 87,00 - Kg. 85 M³ 0,95
PER RETE - FOR BED BASE: Queen size **155 x 205** | in. 61,02 x 80,70

3.950

4.200

5.650

-

MEDIUM

DEN5132K

cm. L. 190 P. 216 | in. W. 74,80 D. 85,03 - Kg. 90 M³ 1,00
PER RETE - FOR BED BASE: European special size **180 x 200** | in. 70,86 x 78,74

4.345

4.620

6.215

750

DEN5142K

cm. L. 195 P. 231 | in. W. 76,77 D. 90,94 - Kg. 95 M³ 1,20
PER RETE - FOR BED BASE: California special size **185 x 215** | in. 72,83 x 84,64

4.345

4.620

6.215

-

DEN5152K

cm. L. 195 P. 221 | in. W. 76,77 D. 87,00 - Kg. 93 M³ 1,10
PER RETE - FOR BED BASE: California size **185 x 205** | in. 70,86 x 80,70

4.345

4.620

6.215

-

LARGE

DEN5133K

cm. L. 205 P. 221 | in. W. 80,70 D. 87,00 - Kg. 98 M³ 1,40
PER RETE - FOR BED BASE: King size **195 x 205** | in. 76,77 x 80,70

4.545

4.820

6.415

-

DEN5143K

cm. L. 205 P. 231 | in. W. 80,70 D. 90,94 - Kg. 100 M³ 1,50
PER RETE - FOR BED BASE: King special size **195 x 215** | in. 76,77 x 84,64

4.545

4.820

6.415

-

DEN5153K

cm. L. 210 P. 216 | in. W. 82,67 D. 85,03 - Kg. 110 M³ 1,60
PER RETE - FOR BED BASE: King over size **200 x 200** | in. 78,74 x 78,74

4.545

4.820

6.415

-

LETTO BIRKIN FLUTTUANTE BIRKIN FLOATING BED

MISURE RETI DISPONIBILI - DIM. OF AVAILABLE BED BASES

SMALL

European size cm. 160 x 200 | in. 63,00 x 78,74
Queen size cm. 155 x 205 | in. 61,02 x 80,70

MEDIUM

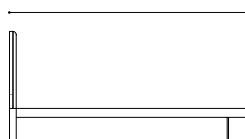
European special size cm. 180 x 200 | in. 70,86 x 78,74
California special size cm. 185 x 215 | in. 72,83 x 84,64
California size cm. 185 x 205 | in. 72,83 x 80,70

LARGE

King size cm. 195 x 205 | in. 76,77 x 80,70
King special size cm. 195 x 215 | in. 76,77 x 84,64
King over size cm. 200 x 200 | in. 78,74 x 78,74



cm. 212/227
in. 83,46/89,37



CAT. A	CAT. B	CAT. C	OPTIONAL
ECOPELLE/ECONABUK ECOLEATHER/ECONABUK	LINO/VELLUTO/BOUCLE' LINEN/VELVET/BOUCLE'	PELLE LEATHER	CONTENITORE FLUTTUANTE FLOATING BOX STORAGE

SMALL

DEN5001K

cm. L. 190 P. 212 | in. W. 74,80 D. 83,46 - Kg. 65 M³ 0,23
PER RETE - FOR BED BASE: European size **160 x 200** | in. 63,00 x 78,74

2.850

2.950

3.450

ACS5101K
Kg. 30 M³ 0,20

1.990

SPAZIO UTILE
124x183 h.16

DEN5011K

cm. L. 185 P. 217 | in. W. 72,83 D. 85,43 - Kg. 65 M³ 0,23
PER RETE - FOR BED BASE: Queen size **155 x 205** | in. 61,02 x 80,70

2.850

2.950

3.450

-

MEDIUM

DEN5002K

cm. L. 210 P. 212 | in. W. 82,67 D. 83,46 - Kg. 70 M³ 0,26
PER RETE - FOR BED BASE: European special size **180 x 200** | in. 70,86 x 78,74

3.135

3.245

3.795

ACS5102K
Kg. 40 M³ 0,22

2.105

DEN5012K

cm. L. 215 P. 227 | in. W. 84,64 D. 89,37 - Kg. 75 M³ 0,30
PER RETE - FOR BED BASE: California special size **185 x 215** | in. 72,83 x 84,64

3.135

3.245

3.795

-

DEN5022K

cm. L. 215 P. 217 | in. W. 84,64 D. 85,43 - Kg. 75 M³ 0,28
PER RETE - FOR BED BASE: California size **185 x 205** | in. 70,86 x 80,70

3.135

3.245

3.795

-

LARGE

DEN5003K

cm. L. 225 P. 217 | in. W. 88,58 D. 85,43 - Kg. 80 M³ 0,32
PER RETE - FOR BED BASE: King size **195 x 205** | in. 76,77 x 80,70

3.335

3.445

3.995

-

DEN5013K

cm. L. 225 P. 227 | in. W. 88,58 D. 89,37 - Kg. 85 M³ 0,35
PER RETE - FOR BED BASE: King special size **195 x 215** | in. 76,77 x 84,64

3.335

3.445

3.995

-

DEN5023K

cm. L. 230 P. 217 | in. W. 90,55 D. 85,43 - Kg. 90 M³ 0,40
PER RETE - FOR BED BASE: King over size **200 x 200** | in. 78,74 x 78,74

3.335

3.445

3.995

-

LETTO BIRKIN CON GIROLETTO IMBOTTITO BIRKIN BED WITH PADDED SURROUND

MISURE RETI DISPONIBILI - DIM. OF AVAILABLE BED BASES

SMALL

European size cm. 160 x 200 | in. 63,00 x 78,74
Queen size cm. 155 x 205 | in. 61,02 x 80,70

MEDIUM


European special size cm. 180 x 200 | in. 70,86 x 78,74
California special size cm. 185 x 215 | in. 72,83 x 84,64
California size cm. 185 x 205 | in. 72,83 x 80,70

LARGE

King size cm. 195 x 205 | in. 76,77 x 80,70
King special size cm. 195 x 215 | in. 76,77 x 84,64
King over size cm. 200 x 200 | in. 78,74 x 78,74



cm. 212/227
in. 83,46/89,37



CAT. A	CAT. B	CAT. C	OPTIONAL
ECOPELLE/ECONABUK ECOLEATHER/ECONABUK	LINO/VELLUTO/BOUCLE' LINEN/VELVET/BOUCLE'	PELLE LEATHER	CONTENITORE FLUTTUANTE FLOATING BOX STORAGE

SMALL

DEN5031K

cm. L. 190 P. 212 | in. W. 74,80 D. 83,46 - Kg. 80 M³ 0,30
PER RETE - FOR BED BASE: European size **160 x 200** | in. 63,00 x 78,74

3.450

3.650

4.680

ACS5101K

Kg. 30 M³ 0,20 **1.990** SPAZIO UTILE
124x183 h.16

DEN5041K

cm. L. 185 P. 217 | in. W. 72,83 D. 85,43 - Kg. 80 M³ 0,30
PER RETE - FOR BED BASE: Queen size **155 x 205** | in. 61,02 x 80,70

3.450

3.650

4.680

-

MEDIUM

DEN5032K

cm. L. 210 P. 212 | in. W. 82,67 D. 83,46 - Kg. 85 M³ 0,32
PER RETE - FOR BED BASE: European special size **180 x 200** | in. 70,86 x 78,74

3.795

4.015

5.150

ACS5102K

Kg. 40 M³ 0,22 **2.105**

DEN5042K

cm. L. 215 P. 227 | in. W. 84,64 D. 89,37 - Kg. 90 M³ 0,38
PER RETE - FOR BED BASE: California special size **185 x 215** | in. 72,83 x 84,64

3.795

4.015

5.150

-

DEN5052K

cm. L. 215 P. 217 | in. W. 84,64 D. 85,43 - Kg. 88 M³ 0,36
PER RETE - FOR BED BASE: California size **185 x 205** | in. 70,86 x 80,70

3.795

4.015

5.150

-

LARGE

DEN5033K

cm. L. 225 P. 217 | in. W. 88,58 D. 85,43 - Kg. 93 M³ 0,40
PER RETE - FOR BED BASE: King size **195 x 205** | in. 76,77 x 80,70

3.995

4.215

5.350

-

DEN5043K

cm. L. 225 P. 227 | in. W. 88,58 D. 89,37 - Kg. 96 M³ 0,42
PER RETE - FOR BED BASE: King special size **195 x 215** | in. 76,77 x 84,64

3.995

4.215

5.350

-

DEN5053K

cm. L. 230 P. 217 | in. W. 90,55 D. 85,43 - Kg. 100 M³ 0,45
PER RETE - FOR BED BASE: King over size **200 x 200** | in. 78,74 x 78,74

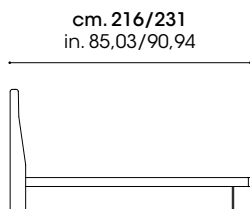
3.995

4.215

5.350

-

LETTO ALBORE FLUTTUANTE ALBORE FLOATING BED



MISURE RETI DISPONIBILI - DIM. OF AVAILABLE BED BASES

SMALL

European size cm. 160 x 200 | in. 63,00 x 78,74
Queen size cm. 155 x 205 | in. 61,02 x 80,70

MEDIUM

European special size cm. 180 x 200 | in. 70,86 x 78,74
California special size cm. 185 x 215 | in. 72,83 x 84,64
California size cm. 185 x 205 | in. 72,83 x 80,70

LARGE

King size cm. 195 x 205 | in. 76,77 x 80,70
King special size cm. 195 x 215 | in. 76,77 x 84,64
King over size cm. 200 x 200 | in. 78,74 x 78,74

CAT. A ECOPELLE/ECONABUK ECOLEATHER/ECONABUK	CAT. B LINO/VELLUTO/BOUCLE' LINEN/VELVET/BOUCLE'	CAT. C PELLE LEATHER	OPTIONAL
--	--	----------------------------	----------

SMALL

DEN5501K

cm. L. 170 P. 216 | in. W. 66,92 D. 85,03 - Kg. 75 M³ 0,90
PER RETE - FOR BED BASE: European size **160 x 200** | in. 63,00 x 78,74

3.100

3.350

4.750

-

DEN5511K

cm. L. 165 P. 221 | in. W. 64,96 D. 87,00 - Kg. 75 M³ 0,90
PER RETE - FOR BED BASE: Queen size **155 x 205** | in. 61,02 x 80,70

3.100

3.350

4.750

-

MEDIUM

DEN5502K

cm. L. 190 P. 216 | in. W. 74,80 D. 85,03 - Kg. 80 M³ 1,00
PER RETE - FOR BED BASE: European special size **180 x 200** | in. 70,86 x 78,74

3.410

3.685

5.225

-

DEN5512K

cm. L. 195 P. 231 | in. W. 76,77 D. 90,94 - Kg. 85 M³ 1,10
PER RETE - FOR BED BASE: California special size **185 x 215** | in. 72,83 x 84,64

3.410

3.685

5.225

-

DEN5522K

cm. L. 195 P. 221 | in. W. 76,77 D. 87,00 - Kg. 81 M³ 1,00
PER RETE - FOR BED BASE: California size **185 x 205** | in. 70,86 x 80,70

3.410

3.685

5.225

-

LARGE

DEN5503K

cm. L. 205 P. 221 | in. W. 80,70 D. 87,00 - Kg. 90 M³ 1,40
PER RETE - FOR BED BASE: King size **195 x 205** | in. 76,77 x 80,70

3.610

3.885

5.425

-

DEN5513K

cm. L. 205 P. 231 | in. W. 80,70 D. 90,94 - Kg. 93 M³ 1,45
PER RETE - FOR BED BASE: King special size **195 x 215** | in. 76,77 x 84,64

3.610

3.885

5.425

-

DEN5523K

cm. L. 210 P. 216 | in. W. 82,67 D. 85,03 - Kg. 100 M³ 1,50
PER RETE - FOR BED BASE: King over size **200 x 200** | in. 78,74 x 78,74

3.610

3.885

5.425

-

LETTO ALBORE FLUTTUANTE CON GIROLETTO IMBOTTITO ALBORE FLOATING BED WITH PADDED SURROUND

MISURE RETI DISPONIBILI - DIM. OF AVAILABLE BED BASES

SMALL

European size cm. 160 x 200 | in. 63,00 x 78,74
Queen size cm. 155 x 205 | in. 61,02 x 80,70

MEDIUM


European special size cm. 180 x 200 | in. 70,86 x 78,74
California special size cm. 185 x 215 | in. 72,83 x 84,64
California size cm. 185 x 205 | in. 72,83 x 80,70

LARGE

King size cm. 195 x 205 | in. 76,77 x 80,70
King special size cm. 195 x 215 | in. 76,77 x 84,64
King over size cm. 200 x 200 | in. 78,74 x 78,74



cm. 216/231
in. 85,03/90,94



CAT. A ECOPELLE/ECONABUK ECOLEATHER/ECONABUK	CAT. B LINO/VELLUTO/BOUCLE' LINEN/VELVET/BOUCLE'	CAT. C PELLE LEATHER	OPTIONAL CONTENTORE A TERRA BOX STORAGE
--	--	----------------------------	---

SMALL

DEN5531K

cm. L. 170 P. 216 | in. W. 66,92 D. 85,03 - Kg. 85 M³ 0,95
PER RETE - FOR BED BASE: European size **160 x 200** | in. 63,00 x 78,74

3.900

3.950

5.450

680

DEN5541K

cm. L. 165 P. 221 | in. W. 64,96 D. 87,00 - Kg. 85 M³ 0,95
PER RETE - FOR BED BASE: Queen size **155 x 205** | in. 61,02 x 80,70

3.900

3.950

5.450

-

MEDIUM

DEN5532K

cm. L. 190 P. 216 | in. W. 74,80 D. 85,03 - Kg. 90 M³ 1,00
PER RETE - FOR BED BASE: European special size **180 x 200** | in. 70,86 x 78,74

4.290

4.345

5.995

750

DEN5542K

cm. L. 195 P. 231 | in. W. 76,77 D. 90,94 - Kg. 95 M³ 1,20
PER RETE - FOR BED BASE: California special size **185 x 215** | in. 72,83 x 84,64

4.290

4.345

5.995

-

DEN5552K

cm. L. 195 P. 221 | in. W. 76,77 D. 87,00 - Kg. 93 M³ 1,10
PER RETE - FOR BED BASE: California size **185 x 205** | in. 70,86 x 80,70

4.290

4.345

5.995

-

LARGE

DEN5533K

cm. L. 205 P. 221 | in. W. 80,70 D. 87,00 - Kg. 98 M³ 1,40
PER RETE - FOR BED BASE: King size **195 x 205** | in. 76,77 x 80,70

4.490

4.545

6.195

-

DEN5543K

cm. L. 205 P. 231 | in. W. 80,70 D. 90,94 - Kg. 100 M³ 1,50
PER RETE - FOR BED BASE: King special size **195 x 215** | in. 76,77 x 84,64

4.490

4.545

6.195

-

DEN5553K

cm. L. 210 P. 216 | in. W. 82,67 D. 85,03 - Kg. 110 M³ 1,60
PER RETE - FOR BED BASE: King over size **200 x 200** | in. 78,74 x 78,74

4.490

4.545

6.195

-

LETTO PEDRERA FLUTTUANTE PEDRERA FLOATING BED

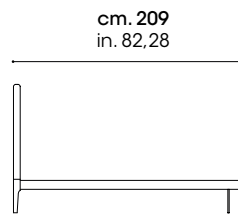
MISURE RETI DISPONIBILI - DIM. OF AVAILABLE BED BASES

SMALL

European size cm. 160 x 200 | in. 63,00 x 78,74

MEDIUM

European special size cm. 180 x 200 | in. 70,86 x 78,74



PREZZO
PRICE

OPTIONAL
CONTENITORE FLUTTUANTE
FLOATING BOX STORAGE

SMALL

DEN5201K

cm. L. 184 P. 209 | in. W. 72,44 D. 82,28 - Kg. 60 M³ 0,17
PER RETE - FOR BED BASE: European size **160 x 200** | in. 63,00 x 78,74

4.990

ACS5101K SPAZIO UTILE
Kg. 30 M³ 0,20 **1.990** 124x183 h.16

MEDIUM

DEN5202K

cm. L. 204 P. 209 | in. W. 80,31 D. 82,28 - Kg. 65 M³ 0,19
PER RETE - FOR BED BASE: European special size **180 x 200** | in. 70,86 x 78,74

5.490

ACS5102K **2.105**
Kg. 40 M³ 0,22

LETTO PEDRERA GIROLETTO LEGNO PEDRERA WITH WOODEN BED SURROUND

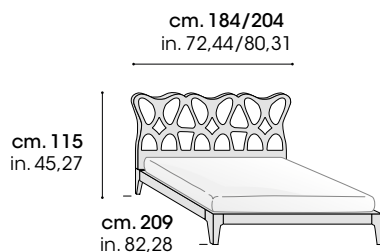
MISURE RETI DISPONIBILI - DIM. OF AVAILABLE BED BASES

SMALL

European size cm. 160 x 200 | in. 63,00 x 78,74

MEDIUM

European special size cm. 180 x 200 | in. 70,86 x 78,74



PREZZO
PRICE

SMALL

DON5211K

cm. L. 184 P. 209 | in. W. 72,44 D. 82,28 - Kg. 60 M³ 0,17
PER RETE - FOR BED BASE: European size **160 x 200** | in. 63,00 x 78,74

5.253

MEDIUM

DON5231K

cm. L. 204 P. 209 | in. W. 80,31 D. 82,28 - Kg. 65 M³ 0,19
PER RETE - FOR BED BASE: European special size **180 x 200** | in. 70,86 x 78,74

5.500

LETTO PEDRERA GIROLETTO LEGNO CON FASCIA IMBOTTITA PEDRERA WITH WOODEN AND UPHOLSTERED BED SURROUND

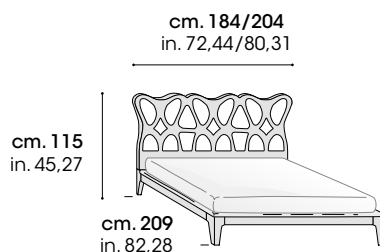
MISURE RETI DISPONIBILI - DIM. OF AVAILABLE BED BASES

SMALL

European size cm. 160 x 200 | in. 63,00 x 78,74

MEDIUM

European special size cm. 180 x 200 | in. 70,86 x 78,74



CAT. A
ECOPELLE/ECONABUK
ECOLEATHER/ECONABUK

CAT. B
LINO/VELLUTO/BOUCLE'
LINEN/VELVET/BOUCLE'

CAT. C
PELLE
LEATHER

SMALL

DON5221K

cm. L. 184 P. 209 | in. W. 72,44 D. 82,28 - Kg. 60 M³ 0,17
PER RETE - FOR BED BASE: European size **160 x 200** | in. 63,00 x 78,74

5.487

5.543

5.709

MEDIUM

DON5241K

cm. L. 204 P. 209 | in. W. 80,31 D. 82,28 - Kg. 65 M³ 0,19
PER RETE - FOR BED BASE: European special size **180 x 200** | in. 70,86 x 78,74

5.765

5.828

6.003

NOTTE - NIGHT

COMODINI E GRUPPI NOTTE NIGHTSTANDS AND CASEGOODS

BOOK

COMODINI 2 CASSETTI 2-DRAWERS NIGHTSTAND



FRONTALI IN LEGNO, BASE VETRO E LEGNO
WOODEN FRONT, GLASS AND WOODEN BASE

55 X 45 H. 49

70 X 45 H. 49

SX - CUN7042K

OPTIONAL

SX - CUN7032K

OPTIONAL

DX - CUN7041K

DX - CUN7031K

ACS7019C

LUCE LED SU BASE
LED LIGHT ON BASE

ACS7019C

LUCE LED SU BASE
LED LIGHT ON BASE

CANALETTO

1.480

+ 210

1.780

+ 210

mc 0,14 - Kg 25

mc 0,18 - Kg 30

BOOK

COMÒ DRESSERS

3 CASSETTI
3 DRAWERS



FRONTALI IN LEGNO, BASE VETRO E LEGNO
WOODEN FRONT, GLASS AND WOODEN BASE

130 X 53 H. 74

CUN6031K

OPTIONAL

ACS7019C

TOP CERAMICA
CERAMIC TOP

LED SU BASE
LED ON BASE

CANALETTO

3.450

+ 608

+ 210

mc 0,61 - Kg 80

BOOK

COMODINI 2 CASSETTI 2-DRAWERS NIGHTSTAND



FRONTALI IN LEGNO, BASE VETRO
WOODEN FRONT, GLASS BASE

55 X 45 H. 49

70 X 45 H. 49

SX - CUN7142K

OPTIONAL

SX - CUN7132K

OPTIONAL

DX - CUN7141K

DX - CUN7131K

ACS7019C

LUCE LED SU BASE
LED LIGHT ON BASE

ACS7019C

LUCE LED SU BASE
LED LIGHT ON BASE

CANALETTO

1.480

+ 210

1.780

+ 210

mc 0,14 - Kg 25

mc 0,18 - Kg 30

BOOK

COMÒ DRESSERS



FRONTALI IN LEGNO, BASE VETRO
WOODEN FRONT, GLASS BASE

130 X 53 H. 74

CUN6131K

ACS7019C

TOP CERAMICA
CERAMIC TOP

LED SU BASE
LED ON BASE

CANALETTO

3.450

+ 608

+ 210

mc 0,61 - Kg 80

NOTTE - NIGHT

COMODINI E GRUPPI NOTTE NIGHTSTANDS AND CASEGOODS

YORK

COMODINO 1 CASSETTO
1-DRAWER NIGHTSTAND



FRONTALI IN LEGNO, PIEDI IN METALLO
WOODEN FRONT, METAL FEET

70 X 41 H. 43

DEN7701K

COMO' 3 CASSETTI
CHEST OF 3 DRAWERS



135 X 53 H. 71

DEN6001K

SPECIFICARE IL METALLO GAMBE, BRONZO O GRAFITE
TO SPECIFY, BRONZE OR ANTHRACITE METAL FEET

CANALETTO

1.150

2.980

mc 0,10 – Kg 25

mc 0,66 – Kg 80

MODI

COMODINI 2 CASSETTI
2-DRAWERS NIGHTSTAND



FRONTALI IN LEGNO
WOODEN FRONT

55 X 45 H. 49

SX - DEN7022K

DX - DEN7021K

70 X 45 H. 49

SX - DEN7012K

DX - DEN7011K

CANALETTO

1.350

1.785

mc 0,14 – Kg 30

mc 0,18 – Kg 35

MODI

COMO'
DRESSERS

3 CASSETTI
3 DRAWERS



6 CASSETTI
6 DRAWERS



FRONTALI IN LEGNO
WOODEN DOORS

135 X 53 H. 78

DEN6021K

180 X 53 H. 78

DEN6011K

2.980

4.960

mc 0,66 – Kg 80

mc 0,88 – Kg 100

COMPONIBILE BOOK

BOX H. 40 BOXES H. 40

MODULI H. 40 MODULES H. 40

**OBBLIGATORIO: AGGIUNGERE
PIEDI IN METALLO
COMPULSORY: ADD METAL
FEETS.**

MODULO 1 ANTA LISCIA
CON 1 RIPIANO VETRO
1-SMOOTH DOOR ELEMENT
WITH 1 GLASS SHELF



L. 50 P. 48

**DX - CUC2313K
SX - CUC2413K**

MODULO 1 ANTA LISCIA
CON 1 RIPIANO VETRO
1-SMOOTH DOOR ELEMENT
WITH 1 GLASS SHELF



L. 65 P. 48

**DX - CUC2314K
SX - CUC2414K**

MODULO 2 ANTE LISCE
CON 1 RIPIANO VETRO
2-SMOOTH DOORS ELEMENT
WITH 1 GLASS SHELF



L. 100 P. 48

CUC2315K

CANALETTO

950

mc 0,17 – Kg 20

1.000

mc 0,22 – Kg 22

1.300

mc 0,34 – Kg 28

MODULO 2 ANTE LISCE
CON 1 RIPIANO VETRO
2-SMOOTH DOORS ELEMENT
WITH 1 GLASS SHELF



L. 130 P. 48

CUC2316K

MODULO 4 ANTE LISCE
CON 2 RIPIANI VETRO
4-SMOOTH DOORS ELEMENT
WITH 2 GLASS SHELVES



L. 200 P. 48

CUC2317K

CANALETTO

1.500

mc 0,44 – Kg 34

2.500

mc 0,68 – Kg 56

MODULO 1 ANTA CON MANIGLIA CORTA
CON 1 RIPIANO VETRO
1-SMOOTH DOOR ELEMENT WITH SMALL
HANDLE, WITH 1 GLASS SHELF



L. 50 P. 48

**DX - CUC2013K
SX - CUC2113K**

MODULO 1 ANTA CON MANIGLIA CORTA
CON 1 RIPIANO VETRO
1-SMOOTH DOOR ELEMENT WITH SMALL
HANDLE, WITH 1 GLASS SHELF



L. 65 P. 48

**DX - CUC2014K
SX - CUC2114K**

MODULO 2 ANTE CON MANIGLIA CORTA
CON 1 RIPIANO VETRO
2-SMOOTH DOORS ELEMENT WITH SMALL
HANDLE, WITH 1 GLASS SHELF



L. 100 P. 48

CUC2015K

CANALETTO

1.325

mc 0,17 – Kg 20

1.400

mc 0,22 – Kg 22

2.200

mc 0,34 – Kg 28

MODULO 2 ANTE CON MANIGLIA CORTA
CON 1 RIPIANO VETRO
2-DOORS ELEMENT WITH SMALL HANDLE
WITH 1 GLASS SHELF



L. 130 P. 48

CUC2016K

MODULO 4 ANTE CON MANIGLIA CORTA
CON 2 RIPIANI VETRO
4-DOORS ELEMENT WITH SMALL HANDLE
WITH 2 GLASS SHELVES



L. 200 P. 48

CUC2017K

CANALETTO

2.400

mc 0,44 – Kg 34

4.000

mc 0,68 – Kg 56

BOX H. 40 BOXES H. 40

MODULI H. 40 MODULES H. 40

MODULO 2 CASSETTI
2 DRAWERS ELEMENT



L. 50 P. 48

CUC2060K

1.020

mc 0,17 – Kg 21

MODULO 2 CASSETTI
2 DRAWERS ELEMENT



L. 65 P. 48

CUC2061K

1.155

mc 0,22 – Kg 23

MODULO 2 CASSETTI
2 DRAWERS ELEMENT



L. 100 P. 48

CUC2062K

1.505

mc 0,34 – Kg 29

CANALETTO

MODULO 2 CASSETTI
2 DRAWERS ELEMENT



L. 130 P. 48

CUC2063K

1.785

mc 0,44 – Kg 34

CANALETTO

MODULO 4 ANTE. 2 LISCE, 2 CON MANIGLIA CORTA
CON 2 RIPIANI VETRO
4-DOORS ELEMENT. 2 SMOOTH, 2 WITH SMALL HANDLE
WITH 2 GLASS SHELVES



L. 200 P. 48

CUC2018K

3.200

mc 0,68 – Kg 56

MODULO 4 ANTE. 2 CON MANIGLIA CORTA, 2 LISCE
CON 2 RIPIANI VETRO
4-DOORS ELEMENT. 2 WITH SMALL HANDLE, 2 SMOOTH
WITH 2 GLASS SHELVES



L. 200 P. 48

CUC2019K

3.200

mc 0,68 – Kg 56

CANALETTO

FIANCO CURVO
CURVED SIDE



L. 6 P. 48

CUC7011K

250

mc 0,02 – Kg 3

CANALETTO

BOX H. 40 BOXES H. 40

MODULI H. 40 MODULES H. 40

TECA IN VETRO TRASPARENTE CON 1 RIPIANO IN VETRO
STRANSSPARENT GLASS CASE WITH 1 INTERNAL GLASS SHELF



L. 25/35 P. 48

CUC3011K	OPTIONAL		
	VETRO FUMÈ SMOKED GLASS	LUCE LED LED LIGHT	TELECOMANDO REMOTE CONTROL
450	+ 50	+ 200	+ 240
mc 0,?? – Kg ??			



L. 36/45 P. 48

CUC3012K	OPTIONAL		
	VETRO FUMÈ SMOKED GLASS	LUCE LED LED LIGHT	TELECOMANDO REMOTE CONTROL
480	+ 50	+ 200	+ 240
mc 0,?? – Kg ??			

TECA IN VETRO TRASPARENTE CON 1 RIPIANO IN VETRO
STRANSSPARENT GLASS CASE WITH 1 INTERNAL GLASS SHELF



L. 46/55 P. 48

CUC3013K	OPTIONAL		
	VETRO FUMÈ SMOKED GLASS	LUCE LED LED LIGHT	TELECOMANDO REMOTE CONTROL
495	+ 50	+ 200	+ 240
mc 0,?? – Kg ??			



L. 56/65 P. 48

CUC3014K	OPTIONAL		
	VETRO FUMÈ SMOKED GLASS	LUCE LED LED LIGHT	TELECOMANDO REMOTE CONTROL
520	+ 50	+ 200	+ 240
mc 0,?? – Kg ??			

TECA IN VETRO TRASPARENTE CON 1 RIPIANO IN VETRO
STRANSSPARENT GLASS CASE WITH 1 INTERNAL GLASS SHELF



L. 66/75 P. 48

CUC3015K	OPTIONAL		
	VETRO FUMÈ SMOKED GLASS	LUCE LED LED LIGHT	TELECOMANDO REMOTE CONTROL
540	+ 50	+ 200	+ 240
mc 0,?? – Kg ??			



L. 76/85 P. 48

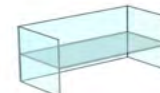
CUC3016K	OPTIONAL		
	VETRO FUMÈ SMOKED GLASS	LUCE LED LED LIGHT	TELECOMANDO REMOTE CONTROL
565	+ 50	+ 200	+ 240
mc 0,?? – Kg ??			

TECA IN VETRO TRASPARENTE CON 1 RIPIANO IN VETRO
STRANSSPARENT GLASS CASE WITH 1 INTERNAL GLASS SHELF



L. 86/95 P. 48

CUC3017K	OPTIONAL		
	VETRO FUMÈ SMOKED GLASS	LUCE LED LED LIGHT	TELECOMANDO REMOTE CONTROL
590	+ 50	+ 200	+ 240
mc 0,?? – Kg ??			



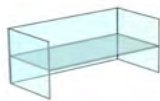
L. 96/105 P. 48

CUC3018K	OPTIONAL		
	VETRO FUMÈ SMOKED GLASS	LUCE LED LED LIGHT	TELECOMANDO REMOTE CONTROL
610	+ 50	+ 200	+ 240
mc 0,?? – Kg ??			

BOX H. 40 BOXES H. 40

MODULI H. 40 MODULES H. 40

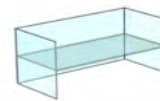
TECA IN VETRO TRASPARENTE CON 1 RIPIANO IN VETRO
STRANSSPARENT GLASS CASE WITH 1 INTERNAL GLASS SHELF



L. 106/115 P. 48

CUC3019K	OPTIONAL		
	VETRO FUMÉ SMOKED GLASS	LUCE LED LED LIGHT	TELECOMANDO REMOTE CONTROL
635	+ 50	+ 200	+ 240

mc 0,?? – Kg ??

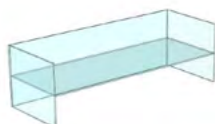


L. 116/125 P. 48

CUC3020K	OPTIONAL		
	VETRO FUMÉ SMOKED GLASS	LUCE LED LED LIGHT	TELECOMANDO REMOTE CONTROL
660	+ 50	+ 200	+ 240

mc 0,?? – Kg ??

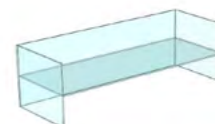
TECA IN VETRO TRASPARENTE CON 1 RIPIANO IN VETRO
STRANSSPARENT GLASS CASE WITH 1 INTERNAL GLASS SHELF



L. 126/135 P. 48

CUC3021K	OPTIONAL		
	VETRO FUMÉ SMOKED GLASS	LUCE LED LED LIGHT	TELECOMANDO REMOTE CONTROL
680	+ 50	+ 200	+ 240

mc 0,?? – Kg ??

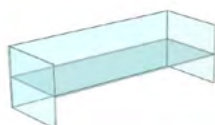


L. 136/145 P. 48

CUC3022K	OPTIONAL		
	VETRO FUMÉ SMOKED GLASS	LUCE LED LED LIGHT	TELECOMANDO REMOTE CONTROL
705	+ 50	+ 200	+ 240

mc 0,?? – Kg ??

TECA IN VETRO TRASPARENTE CON 1 RIPIANO IN VETRO
STRANSSPARENT GLASS CASE WITH 1 INTERNAL GLASS SHELF



L. 146/155 P. 48

CUC3023K	OPTIONAL		
	VETRO FUMÉ SMOKED GLASS	LUCE LED LED LIGHT	TELECOMANDO REMOTE CONTROL
728	+ 50	+ 200	+ 240

mc 0,?? – Kg ??

TECA IN METALLO BRONZO O GRAFITE CON 1 RIPIANO
BRONZE OR GRAPHITE METAL CASE WITH 1 SHELF



L. 25 P. 48

CUC4011K
350

mc 0,05 – Kg 4



L. 32,5 P. 48

CUC4012K
395

mc 0,07 – Kg 6

PROGRAMMA BOOK - BOOK PROGRAM

BOX H. 50 BOXES H. 50

MODULI H. 50 MODULES H. 50

**OBBLIGATORIO: AGGIUNGERE
PIEDI IN METALLO
COMPULSORY: ADD METAL
FEETS.**

MODULO 1 ANTA LISCIA
CON 1 RIPIANO VETRO
1-SMOOTH DOOR ELEMENT
WITH 1 GLASS SHELF



L. 50 P. 48

**DX - CUC2323K
SX - CUC2423K**

1.050

mc 0,20 – Kg 25

MODULO 1 ANTA LISCIA
CON 1 RIPIANO VETRO
1-SMOOTH DOOR ELEMENT
WITH 1 GLASS SHELF



L. 65 P. 48

**DX - CUC2324K
SX - CUC2424K**

1.150

mc 0,27 – Kg 28

MODULO 2 ANTE LISCE
CON 1 RIPIANO VETRO
2-SMOOTH DOORS ELEMENT
WITH 1 GLASS SHELF



L. 100 P. 48

CUC2325K

1.490

mc 0,41 – Kg 38

CANALETTO

MODULO 2 ANTE LISCE
CON 1 RIPIANO VETRO
2-SMOOTH DOORS ELEMENT
WITH 1 GLASS SHELF



L. 130 P. 48

CUC2326K

1.700

mc 0,44 – Kg 34

MODULO 4 ANTE LISCE
CON 2 RIPIANI VETRO
4-SMOOTH DOORS ELEMENT
WITH 2 GLASS SHELVES



L. 200 P. 48

CUC2327K

2.900

mc 0,82 – Kg 76

CANALETTO

MODULO 1 ANTA CON MANIGLIA CORTA
CON 1 RIPIANO VETRO
1-SMOOTH DOOR ELEMENT WITH SMALL
HANDLE, WITH 1 GLASS SHELF



L. 50 P. 48

**DX - CUC2023K
SX - CUC2123K**

1.550

mc 0,20 – Kg 25

MODULO 1 ANTA CON MANIGLIA CORTA
CON 1 RIPIANO VETRO
1-SMOOTH DOOR ELEMENT WITH SMALL
HANDLE, WITH 1 GLASS SHELF



L. 65 P. 48

**DX - CUC2024K
SX - CUC2124K**

1.590

mc 0,27 – Kg 28

MODULO 2 ANTE CON MANIGLIA CORTA
CON 1 RIPIANO VETRO
2-SMOOTH DOORS ELEMENT WITH SMALL
HANDLE, WITH 1 GLASS SHELF



L. 100 P. 48

CUC2025K

2.500

mc 0,41 – Kg 38

CANALETTO

MODULO 2 ANTE CON MANIGLIA CORTA
CON 1 RIPIANO VETRO
2-DOORS ELEMENT WITH SMALL HANDLE
WITH 1 GLASS SHELF



L. 130 P. 48

CUC2026K

2.700

mc 0,44 – Kg 34

MODULO 4 ANTE CON MANIGLIA CORTA
CON 2 RIPIANI VETRO
4-DOORS ELEMENT WITH SMALL HANDLE
WITH 2 GLASS SHELVES



L. 200 P. 48

CUC2027K

4.800

mc 0,82 – Kg 76

CANALETTO

BOX H. 50 BOXES H. 50

MODULI H. 50 MODULES H. 50

MODULO 2 CASSETTI
2 DRAWERS ELEMENT



L. 50 P. 48

CUC2070K

1.105

mc 0,20 – Kg 26

MODULO 2 CASSETTI
2 DRAWERS ELEMENT



L. 65 P. 48

CUC2071K

1.235

mc 0,27 – Kg 29

MODULO 2 CASSETTI
2 DRAWERS ELEMENT



L. 100 P. 48

CUC2072K

1.625

mc 0,41 – Kg 39

CANALETTO

MODULO 2 CASSETTI
2 DRAWERS ELEMENT



L. 130 P. 48

CUC2073K

1.940

mc 0,44 – Kg 35

CANALETTO

MODULO 4 ANTE. 2 LISCE, 2 CON MANIGLIA CORTA
CON 2 RIPIANI VETRO
4-DOORS ELEMENT. 2 SMOOTH, 2 WITH SMALL HANDLE
WITH 2 GLASS SHELVES



L. 200 P. 48

CUC2028K

3.400

mc 0,82 – Kg 76

MODULO 4 ANTE. 2 CON MANIGLIA CORTA, 2 LISCE
CON 2 RIPIANI VETRO
4-DOORS ELEMENT. 2 WITH SMALL HANDLE, 2 SMOOTH
WITH 2 GLASS SHELVES



L. 200 P. 48

CUC2029K

3.400

mc 0,82 – Kg 76

FIANCO CURVO
CURVED SIDE



L. 6 P. 48

CUC7011K

280

mc 0,03 – Kg 3,5

BOX H. 50 BOXES H. 50

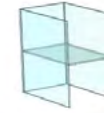
MODULI H. 50 MODULES H. 50

TECA IN VETRO TRASPARENTE CON 1 RIPIANO IN VETRO
STRANSSPARENT GLASS CASE WITH 1 INTERNAL GLASS SHELF



L. 25/35 P. 48

CUC3031K	OPTIONAL		
	VETRO FUMÈ SMOKED GLASS	LUCE LED LED LIGHT	TELECOMANDO REMOTE CONTROL
485	+ 50	+ 200	+ 240
mc 0,?? – Kg ??			



L. 36/45 P. 48

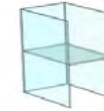
CUC3032K	OPTIONAL		
	VETRO FUMÈ SMOKED GLASS	LUCE LED LED LIGHT	TELECOMANDO REMOTE CONTROL
500	+ 50	+ 200	+ 240
mc 0,?? – Kg ??			

TECA IN VETRO TRASPARENTE CON 1 RIPIANO IN VETRO
STRANSSPARENT GLASS CASE WITH 1 INTERNAL GLASS SHELF



L. 46/55 P. 48

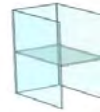
CUC3033K	OPTIONAL		
	VETRO FUMÈ SMOKED GLASS	LUCE LED LED LIGHT	TELECOMANDO REMOTE CONTROL
525	+ 50	+ 200	+ 240
mc 0,?? – Kg ??			



L. 56/65 P. 48

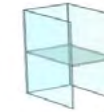
CUC3034K	OPTIONAL		
	VETRO FUMÈ SMOKED GLASS	LUCE LED LED LIGHT	TELECOMANDO REMOTE CONTROL
553	+ 50	+ 200	+ 240
mc 0,?? – Kg ??			

TECA IN VETRO TRASPARENTE CON 1 RIPIANO IN VETRO
STRANSSPARENT GLASS CASE WITH 1 INTERNAL GLASS SHELF



L. 66/75 P. 48

CUC3035K	OPTIONAL		
	VETRO FUMÈ SMOKED GLASS	LUCE LED LED LIGHT	TELECOMANDO REMOTE CONTROL
577	+ 50	+ 200	+ 240
mc 0,?? – Kg ??			



L. 76/85 P. 48

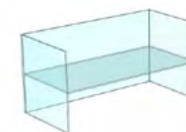
CUC3036K	OPTIONAL		
	VETRO FUMÈ SMOKED GLASS	LUCE LED LED LIGHT	TELECOMANDO REMOTE CONTROL
601	+ 50	+ 200	+ 240
mc 0,?? – Kg ??			

TECA IN VETRO TRASPARENTE CON 1 RIPIANO IN VETRO
STRANSSPARENT GLASS CASE WITH 1 INTERNAL GLASS SHELF



L. 86/95 P. 48

CUC3037K	OPTIONAL		
	VETRO FUMÈ SMOKED GLASS	LUCE LED LED LIGHT	TELECOMANDO REMOTE CONTROL
629	+ 50	+ 200	+ 240
mc 0,?? – Kg ??			



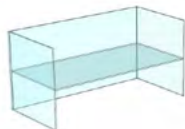
L. 96/105 P. 48

CUC3038K	OPTIONAL		
	VETRO FUMÈ SMOKED GLASS	LUCE LED LED LIGHT	TELECOMANDO REMOTE CONTROL
655	+ 50	+ 200	+ 240
mc 0,?? – Kg ??			

BOX H. 50 BOXES H. 50

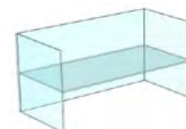
MODULI H. 50 MODULES H. 50

TECA IN VETRO TRASPARENTE CON 1 RIPIANO IN VETRO
STRANSSPARENT GLASS CASE WITH 1 INTERNAL GLASS SHELF



L. 106/115 P. 48

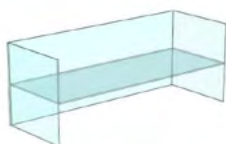
CUC3039K	OPTIONAL		
	VETRO FUMÈ SMOKED GLASS	LUCE LED LED LIGHT	TELECOMANDO REMOTE CONTROL
680	+ 50	+ 200	+ 240
mc 0,?? – Kg ??			



L. 116/125 P. 48

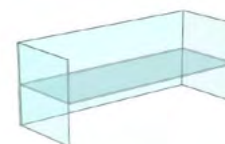
CUC3040K	OPTIONAL		
	VETRO FUMÈ SMOKED GLASS	LUCE LED LED LIGHT	TELECOMANDO REMOTE CONTROL
704	+ 50	+ 200	+ 240
mc 0,?? – Kg ??			

TECA IN VETRO TRASPARENTE CON 1 RIPIANO IN VETRO
STRANSSPARENT GLASS CASE WITH 1 INTERNAL GLASS SHELF



L. 126/135 P. 48

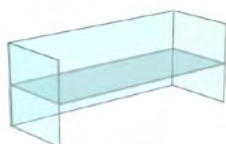
CUC3041K	OPTIONAL		
	VETRO FUMÈ SMOKED GLASS	LUCE LED LED LIGHT	TELECOMANDO REMOTE CONTROL
732	+ 50	+ 200	+ 240
mc 0,?? – Kg ??			



L. 136/145 P. 48

CUC3042K	OPTIONAL		
	VETRO FUMÈ SMOKED GLASS	LUCE LED LED LIGHT	TELECOMANDO REMOTE CONTROL
765	+ 50	+ 200	+ 240
mc 0,?? – Kg ??			

TECA IN VETRO TRASPARENTE CON 1 RIPIANO IN VETRO
STRANSSPARENT GLASS CASE WITH 1 INTERNAL GLASS SHELF



L. 146/155 P. 48

CUC3043K	OPTIONAL		
	VETRO FUMÈ SMOKED GLASS	LUCE LED LED LIGHT	TELECOMANDO REMOTE CONTROL
800	+ 50	+ 200	+ 240
mc 0,?? – Kg ??			

TECA IN METALLO BRONZO O GRAFITE CON 1 RIPIANO
BRONZE OR GRAPHITE METAL CASE WITH 1 SHELF



L. 25 P. 48

CUC4021K
395
mc 0,07 – Kg 5



L. 32,5 P. 48

CUC4022K
435
mc 0,09 – Kg 7

PROGRAMMA BOOK - BOOK PROGRAM

BOX H. 80 BOXES H. 80

MODULI H. 80 MODULES H. 80

**OBBLIGATORIO: AGGIUNGERE
PIEDI IN METALLO
COMPULSORY: ADD METAL
FEETS.**

MODULO 1 ANTA LISCIA
CON 1 RIPIANO VETRO
1-SMOOTH DOOR ELEMENT
WITH 1 GLASS SHELF



L. 50 P. 48

**DX - CUC2333K
SX - CUC2433K**

1.240

mc 0,19 – Kg 27

MODULO 1 ANTA LISCIA
CON 1 RIPIANO VETRO
1-SMOOTH DOOR ELEMENT
WITH 1 GLASS SHELF



L. 65 P. 48

**DX - CUC2334K
SX - CUC2434K**

1.320

mc 0,25 – Kg 30

MODULO 2 ANTE LISCE
CON 1 RIPIANO VETRO
2-SMOOTH DOORS ELEMENT
WITH 1 GLASS SHELF



L. 100 P. 48

CUC2335K

1.675

mc 0,39 – Kg 40

CANALETTO

MODULO 2 ANTE LISCE
CON 1 RIPIANO VETRO
2-SMOOTH DOORS ELEMENT
WITH 1 GLASS SHELF



L. 130 P. 48

CUC2336K

1.700

mc 0,51 – Kg 44

MODULO 4 ANTE LISCE
CON 2 RIPIANI VETRO
4-SMOOTH DOORS ELEMENT
WITH 2 GLASS SHELVES



L. 200 P. 48

CUC2337K

3.200

mc 0,78 – Kg 80

CANALETTO

MODULO 1 ANTA CON MANIGLIA CORTA
CON 1 RIPIANO VETRO
1-SMOOTH DOOR ELEMENT WITH SMALL
HANDLE, WITH 1 GLASS SHELF



L. 50 P. 48

**DX - CUC2033K
SX - CUC2133K**

1.800

mc 0,19 – Kg 27

MODULO 1 ANTA CON MANIGLIA CORTA
CON 1 RIPIANO VETRO
1-SMOOTH DOOR ELEMENT WITH SMALL
HANDLE, WITH 1 GLASS SHELF



L. 65 P. 48

**DX - CUC2034K
SX - CUC2134K**

1.920

mc 0,25 – Kg 30

MODULO 2 ANTE CON MANIGLIA CORTA
CON 1 RIPIANO VETRO
2-SMOOTH DOORS ELEMENT WITH SMALL
HANDLE, WITH 1 GLASS SHELF



L. 100 P. 48

CUC2035K

2.980

mc 0,39 – Kg 40

CANALETTO

MODULO 2 ANTE CON MANIGLIA CORTA
CON 1 RIPIANO VETRO
2-DOORS ELEMENT WITH SMALL HANDLE
WITH 1 GLASS SHELF



L. 130 P. 48

CUC2036K

3.100

mc 0,51 – Kg 44

MODULO 4 ANTE CON MANIGLIA CORTA
CON 2 RIPIANI VETRO
4-DOORS ELEMENT WITH SMALL HANDLE
WITH 2 GLASS SHELVES



L. 200 P. 48

CUC2037K

5.500

mc 0,78 – Kg 80

CANALETTO

BOX H. 80 BOXES H. 80

MODULI H. 80 MODULES H. 80

MODULO 3 CASSETTI
3 DRAWERS ELEMENT



L. 50 P. 48

CUC2080K

1.555

mc 0,19 – Kg 27

MODULO 3 CASSETTI
3 DRAWERS ELEMENT



L. 65 P. 48

CUC2081K

1.760

mc 0,25 – Kg 30

MODULO 3 CASSETTI
3 DRAWERS ELEMENT



L. 100 P. 48

CUC2082K

2.280

mc 0,39 – Kg 40

CANALETTO

MODULO 3 CASSETTI
3 DRAWERS ELEMENT



L. 130 P. 48

CUC2083K

2.620

mc 0,51 – Kg 44

CANALETTO

MODULO 4 ANTE. 2 LISCE, 2 CON MANIGLIA CORTA
CON 2 RIPIANI VETRO
4-DOORS ELEMENT. 2 SMOOTH, 2 WITH SMALL HANDLE
WITH 2 GLASS SHELVES



L. 200 P. 48

CUC2038K

4.300

mc 0,78 – Kg 80

MODULO 4 ANTE. 2 CON MANIGLIA CORTA, 2 LISCE
CON 4 RIPIANI VETRO
4-DOORS ELEMENT. 2 WITH SMALL HANDLE, 2 SMOOTH
WITH 4 GLASS SHELVES



L. 200 P. 48

CUC2039K

4.300

mc 0,78 – Kg 80

FIANCO CURVO
CURVED SIDE



L. 6 P. 48

CUC7031K

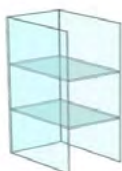
300

mc 0,03 – Kg 4,5

BOX H. 80 BOXES H. 80

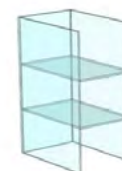
MODULI H. 80 MODULES H. 80

TECA IN VETRO TRASPARENTE CON 2 RIPIANI IN VETRO
STRASPARENT GLASS CASE WITH 2 GLASS SHELVES



L. 25/35 P. 48

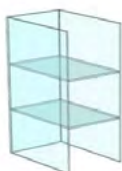
CUC3051K	OPTIONAL		
	VETRO FUMÈ SMOKED GLASS	LUCE LED LED LIGHT	TELECOMANDO REMOTE CONTROL
589	+ 50	+ 200	+ 240
mc 0,?? – Kg ??			



L. 36/45 P. 48

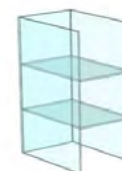
CUC3052K	OPTIONAL		
	VETRO FUMÈ SMOKED GLASS	LUCE LED LED LIGHT	TELECOMANDO REMOTE CONTROL
616	+ 50	+ 200	+ 240
mc 0,?? – Kg ??			

TECA IN VETRO TRASPARENTE CON 1 RIPIANO IN VETRO
STRASPARENT GLASS CASE WITH 1 INTERNAL GLASS SHELF



L. 46/55 P. 48

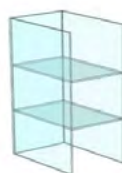
CUC3053K	OPTIONAL		
	VETRO FUMÈ SMOKED GLASS	LUCE LED LED LIGHT	TELECOMANDO REMOTE CONTROL
648	+ 50	+ 200	+ 240
mc 0,?? – Kg ??			



L. 56/65 P. 48

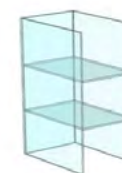
CUC3054K	OPTIONAL		
	VETRO FUMÈ SMOKED GLASS	LUCE LED LED LIGHT	TELECOMANDO REMOTE CONTROL
680	+ 50	+ 200	+ 240
mc 0,?? – Kg ??			

TECA IN VETRO TRASPARENTE CON 1 RIPIANO IN VETRO
STRASPARENT GLASS CASE WITH 1 INTERNAL GLASS SHELF



L. 66/75 P. 48

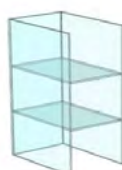
CUC3055K	OPTIONAL		
	VETRO FUMÈ SMOKED GLASS	LUCE LED LED LIGHT	TELECOMANDO REMOTE CONTROL
716	+ 50	+ 200	+ 240
mc 0,?? – Kg ??			



L. 76/85 P. 48

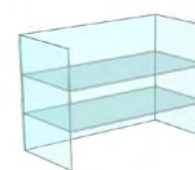
CUC3056K	OPTIONAL		
	VETRO FUMÈ SMOKED GLASS	LUCE LED LED LIGHT	TELECOMANDO REMOTE CONTROL
748	+ 50	+ 200	+ 240
mc 0,?? – Kg ??			

TECA IN VETRO TRASPARENTE CON 1 RIPIANO IN VETRO
STRASPARENT GLASS CASE WITH 1 INTERNAL GLASS SHELF



L. 86/95 P. 48

CUC3057K	OPTIONAL		
	VETRO FUMÈ SMOKED GLASS	LUCE LED LED LIGHT	TELECOMANDO REMOTE CONTROL
780	+ 50	+ 200	+ 240
mc 0,?? – Kg ??			



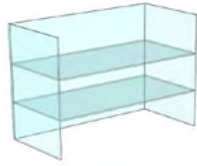
L. 96/105 P. 48

CUC3058K	OPTIONAL		
	VETRO FUMÈ SMOKED GLASS	LUCE LED LED LIGHT	TELECOMANDO REMOTE CONTROL
816	+ 50	+ 200	+ 240
mc 0,?? – Kg ??			

BOX H. 80 BOXES H. 80

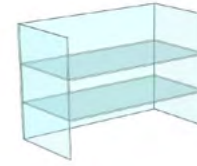
MODULI H. 80 MODULES H. 80

TECA IN VETRO TRASPARENTE CON 1 RIPIANO IN VETRO
STRANSSPARENT GLASS CASE WITH 1 INTERNAL GLASS SHELF



L. 106/115 P. 48

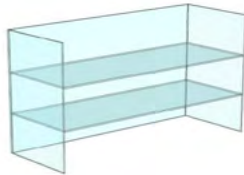
CUC3059K	OPTIONAL		
	VETRO FUMÈ SMOKED GLASS	LUCE LED LED LIGHT	TELECOMANDO REMOTE CONTROL
847	+ 50	+ 200	+ 240
mc 0,?? – Kg ??			



L. 116/125 P. 48

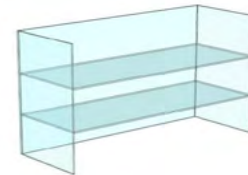
CUC3060K	OPTIONAL		
	VETRO FUMÈ SMOKED GLASS	LUCE LED LED LIGHT	TELECOMANDO REMOTE CONTROL
879	+ 50	+ 200	+ 240
mc 0,?? – Kg ??			

TECA IN VETRO TRASPARENTE CON 1 RIPIANO IN VETRO
STRANSSPARENT GLASS CASE WITH 1 INTERNAL GLASS SHELF



L. 126/135 P. 48

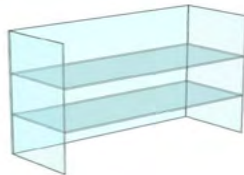
CUC3061K	OPTIONAL		
	VETRO FUMÈ SMOKED GLASS	LUCE LED LED LIGHT	TELECOMANDO REMOTE CONTROL
911	+ 50	+ 200	+ 240
mc 0,?? – Kg ??			



L. 136/145 P. 48

CUC3062K	OPTIONAL		
	VETRO FUMÈ SMOKED GLASS	LUCE LED LED LIGHT	TELECOMANDO REMOTE CONTROL
940	+ 50	+ 200	+ 240
mc 0,?? – Kg ??			

TECA IN VETRO TRASPARENTE CON 2 RIPIANI IN VETRO
STRANSSPARENT GLASS CASE WITH 2 INTERNAL GLASS SHELVES



L. 146/155 P. 48

CUC3063K	OPTIONAL		
	VETRO FUMÈ SMOKED GLASS	LUCE LED LED LIGHT	TELECOMANDO REMOTE CONTROL
975	+ 50	+ 200	+ 240
mc 0,?? – Kg ??			

TECA IN METALLO BRONZO O GRAFITE CON 1 RIPIANO
BRONZE OR GRAPHITE METAL CASE WITH 1 SHELF



L. 25 P. 48

CUC4031K
550
mc 0,09 – Kg 7



L. 32,5 P. 48

CUC4032K
720
mc 0,09 – Kg 9

PROGRAMMA BOOK - BOOK PROGRAM

ELEMENTI STRUTTURALI STRUCTURAL ELEMENTS

PIANI LEGNO SP. 1 CM. (OBBLIGATORIO) WOODEN TOPS TH. 1 CM. (COMPULSORY)



TOP SQUADRATI
SQUARE TOPS

larghezza width	codice code	CANALETTO	
50/100	CUC1101K	250	mc 0 - Kg 0
101/150	CUC1102K	300	mc 0 - Kg 0
151/200	CUC1103K	390	mc 0 - Kg 0
201/250	CUC1104K	450	mc 0 - Kg 0
251/300	CUC1105K	500	mc 0 - Kg 0



TOP SAGOMATI
SHAPED TOPS

larghezza width	codice code	CANALETTO	
50/100	CUC1115K	275	mc 0 - Kg 0
101/150	CUC1116K	400	mc 0 - Kg 0
151/200	CUC1117K	450	mc 0 - Kg 0
201/250	CUC1118K	500	mc 0 - Kg 0
251/300	CUC1119K	600	mc 0 - Kg 0

PIANI LEGNO SP. 4 CM. (OBBLIGATORIO) WOODEN TOPS TH. 4 CM. (COMPULSORY)



codice code	CANALETTO	
CUC1201K	360	mc 0 - Kg 0
CUC1202K	460	mc 0 - Kg 0
CUC1203K	600	mc 0 - Kg 0
CUC1204K	780	mc 0 - Kg 0
CUC1205K	800	mc 0 - Kg 0



codice code	CANALETTO	
CUC1215K	380	mc 0 - Kg 0
CUC1216K	550	mc 0 - Kg 0
CUC1217K	665	mc 0 - Kg 0
CUC1218K	760	mc 0 - Kg 0
CUC1219K	950	mc 0 - Kg 0

PIANI MARMO SP. 2 CM. (OBBLIGATORIO) MARBLE TOPS TH. 2 CM. (COMPULSORY)



codice code	CANALETTO	
CUC1301K	755	mc 0 - Kg 0
CUC1302K	1.055	mc 0 - Kg 0
CUC1303K	1.355	mc 0 - Kg 0
CUC1304K	1.670	mc 0 - Kg 0
CUC1305K	1.950	mc 0 - Kg 0



codice code	CANALETTO	
CUC1315K	915	mc 0 - Kg 0
CUC1316K	1.215	mc 0 - Kg 0
CUC1317K	1.570	mc 0 - Kg 0
CUC1318K	1.910	mc 0 - Kg 0
CUC1319K	2.190	mc 0 - Kg 0

FONDO (OBBLIGATORIO PER MODULI COMPOSTI) BASE (COMPULSORY FOR MODULAR COMPOSITION)



FONDI SQUADRATI
SQUARE BASES

larghezza width	codice code	CANALETTO	
50/100	CUC1001K	360	mc 0,?? - Kg ??
101/150	CUC1002K	460	mc 0,?? - Kg ??
151/200	CUC1003K	600	mc 0,?? - Kg ??
201/250	CUC1004K	780	mc 0,?? - Kg ??
251/300	CUC1005K	800	mc 0,?? - Kg ??



FONDI SAGOMATI
SHAPED BASES

larghezza width	codice code	CANALETTO	
50/100	CUC1015K	380	mc 0,?? - Kg ??
101/150	CUC1016K	550	mc 0,?? - Kg ??
151/200	CUC1017K	665	mc 0,?? - Kg ??
201/250	CUC1018K	760	mc 0,?? - Kg ??
251/300	CUC1019K	950	mc 0,?? - Kg ??

GAMBE LEGS



GAMBE METALLO
METAL LEGS

altezza height	codice code	CANALETTO	
14	CUC9001K	350	mc 0,?? - Kg ??



GAMBE VETRO
GLASS LEGS

altezza height	codice code	CANALETTO	
14	CUC9101K	400	mc 0,?? - Kg ??

COMPOSIZIONI
COMPOSITIONS

COMPOSIZIONE 100 / COMPOSITION 100

PREZZO TOTALE COMPOSIZIONE

6.215



COMPONIBILE 2 ANTE CON MANIGLIA, 1 ANTA LISCIA,
TEGA E PIEDI VETRO FUME
MODULAR 2 DOORS WITH HANDLE, 1 SMOOTH DOOR,
GLASS CASE AND FEET

L.250 H.72 P.48
W.250 H.72 D.48



COMPOSIZIONE 105 / COMPOSITION 105

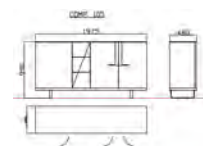
PREZZO TOTALE COMPOSIZIONE

6.360



COMPONIBILE 1 ANTA LISCIA, 2 ANTE CON MANIGLIA,
TEGA E PIEDI METALLO
MODULAR 1 SMOOTH DOOR, 2 DOORS WITH HANDLE,
METAL CASE AND FEET

L.197,5 H.99 P.48
W.197,5 H.99 D.48



COMPOSIZIONE 110 / COMPOSITION 110

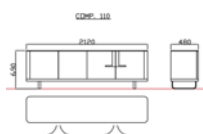
PREZZO TOTALE COMPOSIZIONE

5.570



COMPONIBILE 2 ANTE LISCE, 2 ANTE CON MANIGLIA,
PIEDI METALLO
MODULAR 2 SMOOTH DOORS, 2 DOORS WITH HANDLE,
METAL FEET

L.212 H.69 P.48
W.212 H.69 D.48



COMPOSIZIONE 120 / COMPOSITION 120

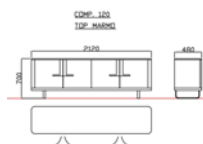
PREZZO TOTALE COMPOSIZIONE

8.380



COMPONIBILE 4 ANTE CON MANIGLIA, TOP MARMO,
PIEDI METALLO
MODULAR 4 DOORS WITH HANDLE, MARBLE TOP,
METAL FEET

L.212 H.69 P.48
W.212 H.69 D.48



COMPOSIZIONI COMPOSITIONS

COMPOSIZIONE 125 / COMPOSITION 125

PREZZO TOTALE COMPOSIZIONE

5.130



COMPONIBILE 2 ANTE LISCE, 2 CASSETTI,
TECA E PIEDI METALLO
MODULAR 2 SMOOTH DOORS, 2 DRAWERS,
METAL CASE AND FEET

L.262,5 H.59 P.48
W.262,5 H.59 D.48



COMPOSIZIONE 130 / COMPOSITION 130

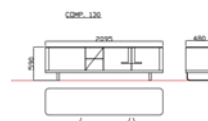
PREZZO TOTALE COMPOSIZIONE

5.705



COMPONIBILE 1 ANTA LISCIA, 2 ANTE CON MANIGLIA,
TECA E PIEDI METALLO
MODULAR 1 SMOOTH DOOR, 2 DOORS WITH HANDLE,
METAL CASE AND FEET

L.209,5 H.59 P.48
W.209,5 H.59 D.48



COMPOSIZIONE 135 / COMPOSITION 135

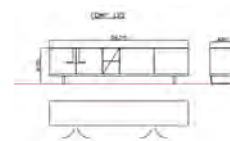
PREZZO TOTALE COMPOSIZIONE

6.285



COMPONIBILE 2 ANTE CON MANIGLIA, 2 ANTE LISCE,
TECA E PIEDI METALLO
MODULAR 2 DOORS WITH HANDLE, 1 SMOOTH DOOR,
METAL CASE AND FEET

L.262,5 H.69 P.48
W.262,5 H.69 D.48



COMPOSIZIONE 140 / COMPOSITION 140

PREZZO TOTALE COMPOSIZIONE

6.625



COMPONIBILE 3 CASSETTI, 2 ANTE LISCE,
TECA E PIEDI METALLO
MODULAR 3 DRAWERS, 2 SMOOTH DOORS,
METAL CASE AND FEET

L.209,5 H.102 P.48
W.209,5 H.102 D.48



COMPOSIZIONI COMPOSITIONS

COMPOSIZIONE 145 / COMPOSITION 145

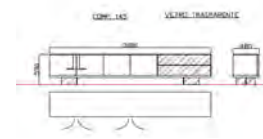
PREZZO TOTALE COMPOSIZIONE

5.510



COMPONIBILE 2 ANTE CON MANIGLIA, 2 ANTE LISCE, TECA E PIEDI VETRO TRASPARENTE
MODULAR 2 DOORS WITH HANDLE, 2 SMOOTH DOORS, TRANSPARENT GLASS CASE AND FEET

L.300 H.59 P.48
W.300 H.59 D.48



COMPOSIZIONE 150 / COMPOSITION 150

PREZZO TOTALE COMPOSIZIONE

5.110



COMPONIBILE 4 ANTE LISCE, TECA E PIEDI VETRO TRASPARENTE
MODULAR 4 SMOOTH DOORS, TRANSPARENT GLASS CASE AND FEET

L.300 H.62 P.48
W.300 H.62 D.48



COMPOSIZIONE 155 / COMPOSITION 155

PREZZO TOTALE COMPOSIZIONE

3.350



COMPONIBILE 2 ANTE LISCE, TECA E PIEDI VETRO FUME'
MODULAR 2 SMOOTH DOORS, SMOKED GREY GLASS CASE AND FEET

L.200 H.62 P.48
W.200 H.62 D.48



COMPOSIZIONE 160 / COMPOSITION 160

PREZZO TOTALE COMPOSIZIONE

5.576



COMPONIBILE 1 ANTA LISCIA, 3 CASSETTI, TECA E PIEDI VETRO FUME'
MODULAR 1 SMOOTH DOOR, 3 DRAWERS, SMOKED GREY GLASS CASE AND FEET

L.230 H.99 P.48
W.230 H.99 D.48



COMPOSIZIONI COMPOSITIONS

COMPOSIZIONE 165 / COMPOSITION 165




PREZZO TOTALE COMPOSIZIONE

5.260



COMPONIBILE 4 ANTE LISCE, TECA E PIEDI
VETRO FUME'
MODULAR 4 SMOOTH DOORS, SMOKED GREY
GLASS CASE AND FEET

L.300 H.62 P.48
W.300 H.62 D.48



DIVANO componibile PENTA

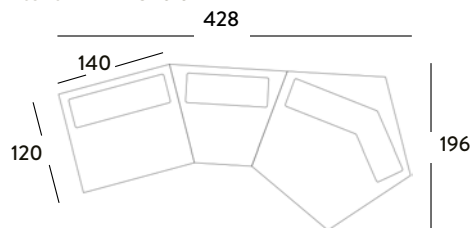
GIORNO - DAY

DIVANO componibile PENTA

PENTA MODULAR SOFA

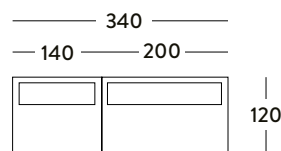
COMPOSIZIONI COMPOSITIONS

COMPOSIZIONE - MILANO 2023
COMPOSITION - MILANO 2023



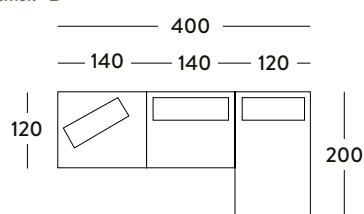
	CML9306K		
	CAT. A	CAT. B	CAT. C
	ECOPELLE/ECONABUK ECOLEATHER/ECONABUK	LINO/VELLUTO/BOUCLE' LINEN/VELVET/BOUCLE'	PELLE LEATHER
RIVESTIMENTO	11.580	12.170	15.612
	mc ??? - Kg ???		

COMPOSIZIONE - A
COMPOSITION - A



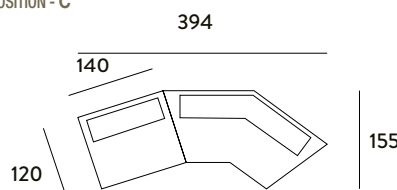
	CML9301K		
	CAT. A	CAT. B	CAT. C
	ECOPELLE/ECONABUK ECOLEATHER/ECONABUK	LINO/VELLUTO/BOUCLE' LINEN/VELVET/BOUCLE'	PELLE LEATHER
RIVESTIMENTO	7.687	8.076	10.339
	mc ??? - Kg ???		

COMPOSIZIONE - B
COMPOSITION - B



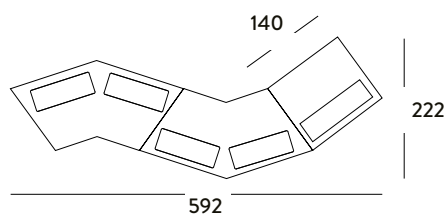
	CML9302K		
	CAT. A	CAT. B	CAT. C
	ECOPELLE/ECONABUK ECOLEATHER/ECONABUK	LINO/VELLUTO/BOUCLE' LINEN/VELVET/BOUCLE'	PELLE LEATHER
RIVESTIMENTO	10.254	10.798	13.966
	mc ??? - Kg ???		

COMPOSIZIONE - C
COMPOSITION - C



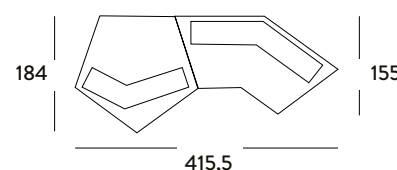
	CML9303K		
	CAT. A	CAT. B	CAT. C
	ECOPELLE/ECONABUK ECOLEATHER/ECONABUK	LINO/VELLUTO/BOUCLE' LINEN/VELVET/BOUCLE'	PELLE LEATHER
RIVESTIMENTO	8.437	8.887	11.511
	mc ??? - Kg ???		

COMPOSIZIONE - E
COMPOSITION - E



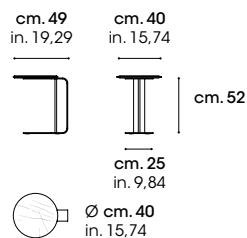
	CML9304K		
	CAT. A	CAT. B	CAT. C
	ECOPELLE/ECONABUK ECOLEATHER/ECONABUK	LINO/VELLUTO/BOUCLE' LINEN/VELVET/BOUCLE'	PELLE LEATHER
RIVESTIMENTO	13.463	14.176	18.339
	mc ??? - Kg ???		

COMPOSIZIONE - MILANO 2022
COMPOSITION - MILANO 2022



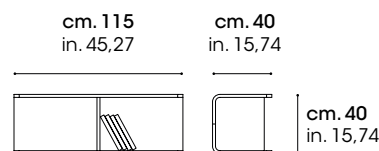
	CML9305K		
	CAT. A	CAT. B	CAT. C
	ECOPELLE/ECONABUK ECOLEATHER/ECONABUK	LINO/VELLUTO/BOUCLE' LINEN/VELVET/BOUCLE'	PELLE LEATHER
RIVESTIMENTO	9.613	10.110	13.010
	mc ??? - Kg ???		

TAVOLINO PENTA PENTA COFFEE TABLE



	TOP MARMO	TOP CERAMICA
	FBG4550K	FBG4551K
METALLO	1.610	1.500
	mc 0,07 - Kg 20	



PORTA RIVISTE MAGAZINE RACK



	120 X 30 H. 40
	FBG9011K
CANALETTO	2.470
	mc 0,22 - Kg 20

DIVANO componibile PENTA
PENTA MODULAR SOFA

BASI A TERRA H 45
FLOOR BASE H 45



CML9075K		
CAT. A	CAT. B	CAT. C
ECOPELLE/ECONABUK ECOLEATHER/ECONABUK	LINO/VELLUTO LINEN/VELVET	PELLE LEATHER
2.794	2.980	4.069



CML9077K		
CAT. A	CAT. B	CAT. C
ECOPELLE/ECONABUK ECOLEATHER/ECONABUK	LINO/VELLUTO LINEN/VELVET	PELLE LEATHER
2.698	2.807	3.441

RIVESTIMENTO

mc ??? – Kg ???

mc ??? – Kg ???

BASI A TERRA H 45
FLOOR BASE H 45



CML9076K		
CAT. A	CAT. B	CAT. C
ECOPELLE/ECONABUK ECOLEATHER/ECONABUK	LINO/VELLUTO LINEN/VELVET	PELLE LEATHER
3.212	3.383	4.378



CML9072 K		
CAT. A	CAT. B	CAT. C
ECOPELLE/ECONABUK ECOLEATHER/ECONABUK	LINO/VELLUTO LINEN/VELVET	PELLE LEATHER
2.082	2.207	2.930

RIVESTIMENTO

mc ??? – Kg ???

mc ??? – Kg ???

BASI A TERRA H 45
FLOOR BASE H 45



CML9073K		
CAT. A	CAT. B	CAT. C
ECOPELLE/ECONABUK ECOLEATHER/ECONABUK	LINO/VELLUTO LINEN/VELVET	PELLE LEATHER
2.635	2.775	3.592

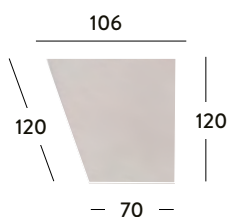
CML9074K		
CAT. A	CAT. B	CAT. C
ECOPELLE/ECONABUK ECOLEATHER/ECONABUK	LINO/VELLUTO LINEN/VELVET	PELLE LEATHER
2.947	3.087	3.903

RIVESTIMENTO

mc ??? – Kg ???

mc ??? – Kg ???

BASI A TERRA H 45
FLOOR BASE H 45

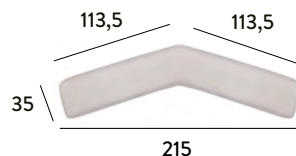



CML9078K		
CAT. A	CAT. B	CAT. C
ECOPELLE/ECONABUK ECOLEATHER/ECONABUK	LINO/VELLUTO LINEN/VELVET	PELLE LEATHER
1.994	2.087	2.631

RIVESTIMENTO

mc ??? – Kg ???

SCHIENALI MOBILI H 25 MOVABLE BACKREST H 25



CML9205K		
CAT. A	CAT. B	CAT. C
ECOPELLE/ECONABUK ECOLEATHER/ECONABUK	LINO/VELLUTO LINEN/VELVET	PELLE LEATHER
1.771	1.833	2.194


CML9206K		
CAT. A	CAT. B	CAT. C
ECOPELLE/ECONABUK ECOLEATHER/ECONABUK	LINO/VELLUTO LINEN/VELVET	PELLE LEATHER
1.836	1.914	2.369

RIVESTIMENTO

mc ??? - Kg ???

mc ??? - Kg ???

SCHIENALI MOBILI H 25 MOVABLE BACKREST H 25



CML9201K		
CAT. A	CAT. B	CAT. C
ECOPELLE/ECONABUK ECOLEATHER/ECONABUK	LINO/VELLUTO LINEN/VELVET	PELLE LEATHER
593	624	807


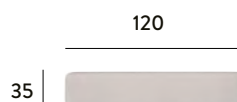
CML9202K		
CAT. A	CAT. B	CAT. C
ECOPELLE/ECONABUK ECOLEATHER/ECONABUK	LINO/VELLUTO LINEN/VELVET	PELLE LEATHER
907	953	1.225

RIVESTIMENTO

mc ??? - Kg ???

mc ??? - Kg ???

SCHIENALI MOBILI H 25 MOVABLE BACKREST H 25



CML9203K		
CAT. A	CAT. B	CAT. C
ECOPELLE/ECONABUK ECOLEATHER/ECONABUK	LINO/VELLUTO LINEN/VELVET	PELLE LEATHER
1.329	1.391	1.753

CML9204K		
CAT. A	CAT. B	CAT. C
ECOPELLE/ECONABUK ECOLEATHER/ECONABUK	LINO/VELLUTO LINEN/VELVET	PELLE LEATHER
1.395	1.472	1.927

RIVESTIMENTO

mc ??? - Kg ???

mc ??? - Kg ???



MODESIGN

VIA G. AMENDOLA, 25 37052 CASALEONE (VR) ITALIA

PHONE +39.0442.333219 FAX +39.0442.330694

www.modesignitalia.it

info@modesignitalia.it

MARCHIO DI PROPRIETÀ: BIANCHINI S.R.L.



Materiali certificati e garantiti dal marchio VERO LEGNO.

All materials are certified and guaranteed by the VERO LEGNO (real wood) trademark.

FOLLOW US:



Design:
ARBET DESIGN

Coordinamento generale:
GEK comunicazione

Photo:
Marco Favali

Stylist:
Giovanna Bianchini

Thanks to:
Giobagnara

Le foto devono essere considerate come indicative e non costituiscono impegno per il produttore e/o Distributore. Per ragioni tecniche il produttore si riserva di modificare le caratteristiche dei prodotti senza preavviso.

The pictures are to be considered as illustrative only and are not binding for the Manufacturer and/or the Distributor. For technical reasons, the Manufacturer reserves the right to modify the characteristics of the products without previous notice.